

Tech Nation 2017

Status:	Closed
Start date:	2016-11-16
End date:	2016-12-06
Live:	21 days
Questions:	22
Partial completes:	21 (23.9%)
Screened out:	0 (0%)
Reached end:	67 (76.1%)
Total responded:	88

Filter

Responded

2. Edinburgh

Remaining respondents: **88 (100%)**



Welcome to Tech Nation 2017!

Tech Nation is the most comprehensive guide to the UK's digital tech ecosystem.

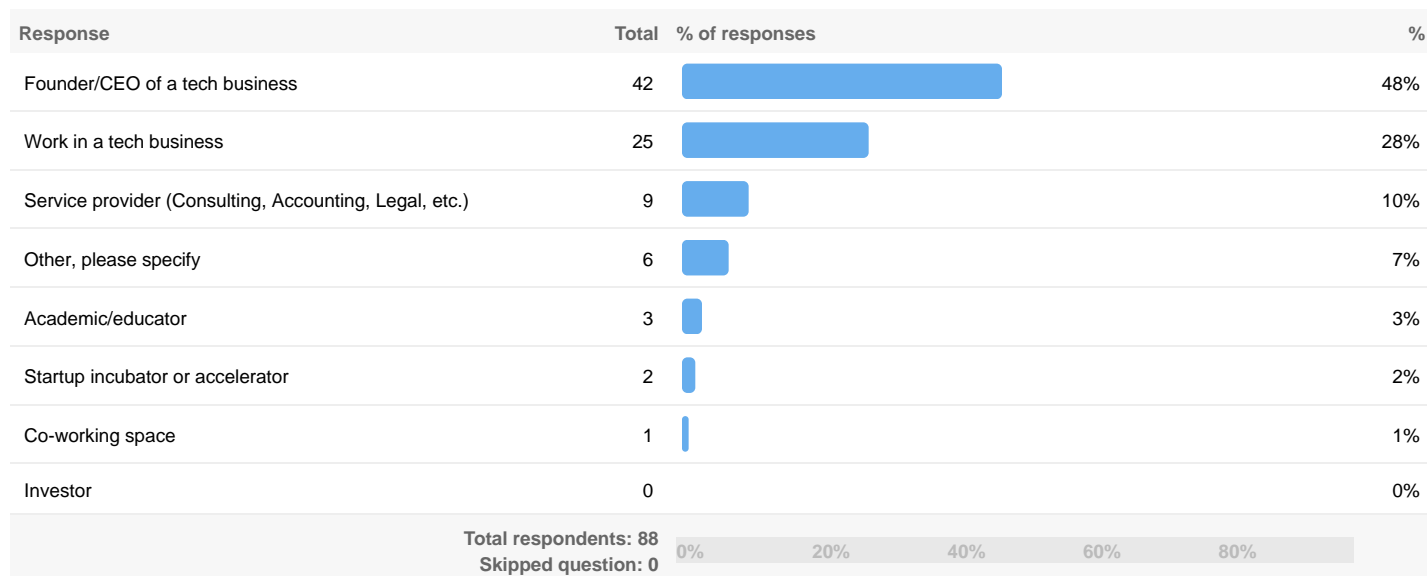
We know that ecosystems are driven by people like you and you are what make companies and communities thrive. This is why we want to hear directly from you. Specifically about your ecosystem; what's great, what's not so great, how could it be improved?

Whether you're part of a tech company or the local ecosystem (eg. accelerator, co-working space, university), we'd love to represent your views in Tech Nation 2017!

- One survey
- 10-20 questions (depending on your answers)
- 7 minutes (we've tested it)

[Click here to start and be part of Tech Nation.](#)

1. What is your role in the tech community?




2. Where is your company/organisation headquartered?

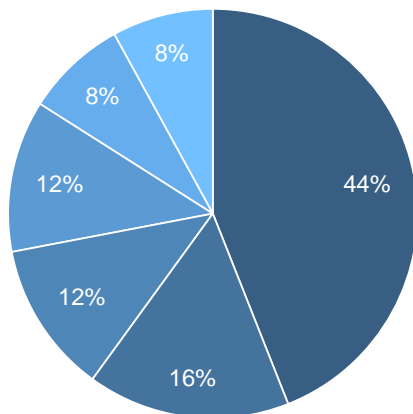
Response	Total	% of responses	%
Edinburgh	88		100%
Other, please specify	0		0%
Wakefield	0		0%
South Gloucestershire	0		0%
Birmingham	0		0%
Lincoln	0		0%
Bolton	0		0%
Belfast	0		0%
Bournemouth & Poole	0		0%
Stoke-on-Trent	0		0%
Bradford	0		0%
Worcester & Malvern	0		0%
Brighton	0		0%
Oldham	0		0%
Bristol & Bath	0		0%
Oxford	0		0%
Camborne	0		0%
Sefton	0		0%
Cambridge	0		0%
Southampton	0		0%
Cardiff	0		0%
Swansea	0		0%
Coventry	0		0%
Wirral	0		0%
Derby	0		0%
Colchester	0		0%
Doncaster	0		0%
Middlesbrough	0		0%
Dudley	0		0%
Warrington	0		0%
Dundee	0		0%
Nottingham	0		0%
East Riding	0		0%
Plymouth	0		0%
Reading & Bracknell	0		0%
Redruth	0		0%
Rotherham	0		0%
Exeter & Newton Abbot	0		0%
Sheffield	0		0%
Fife	0		0%

South Lanarkshire	0	0%
Glasgow	0	0%
Stockport	0	0%
Hull	0	0%
Sunderland	0	0%
Ipswich	0	0%
Truro	0	0%
Kingston-upon-Hull	0	0%
Wigan	0	0%
Kirklees	0	0%
Wolverhampton	0	0%
Leeds	0	0%
Barnsley	0	0%
Leicester	0	0%
Derry	0	0%
Liverpool	0	0%
Loughborough	0	0%
London	0	0%
Newport	0	0%
Manchester	0	0%
Peterborough	0	0%
Durham	0	0%
York	0	0%
Newcastle-upon-Tyne	0	0%
Aberdeen	0	0%
Norwich	0	0%

Total respondents: 88
Skipped question: 0



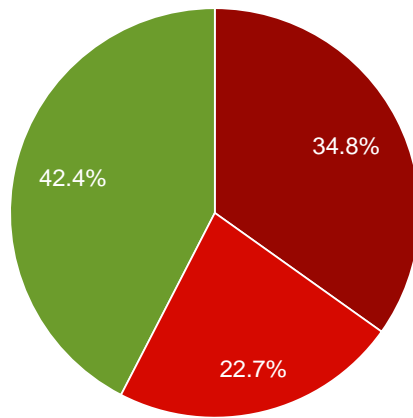
3. What is your current role?



- 44% - Engineering
- 16% - Product
- 12% - General management
- 12% - Other, please specify
- 8% - Marketing
- 8% - Operations (including finance)

n=25

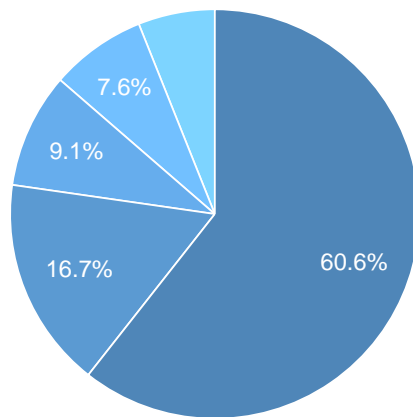
4. When was your company founded?



- 35% - Less than two years ago
- 23% - 2 – 4 years ago
- 42% - Five or more years ago

n=66

5. How many employees does your company have?



- 61% - 1 - 10
- 17% - 11 - 20
- 9% - 21 - 50
- 8% - 51 - 100
- 6% - Over 100

n=66

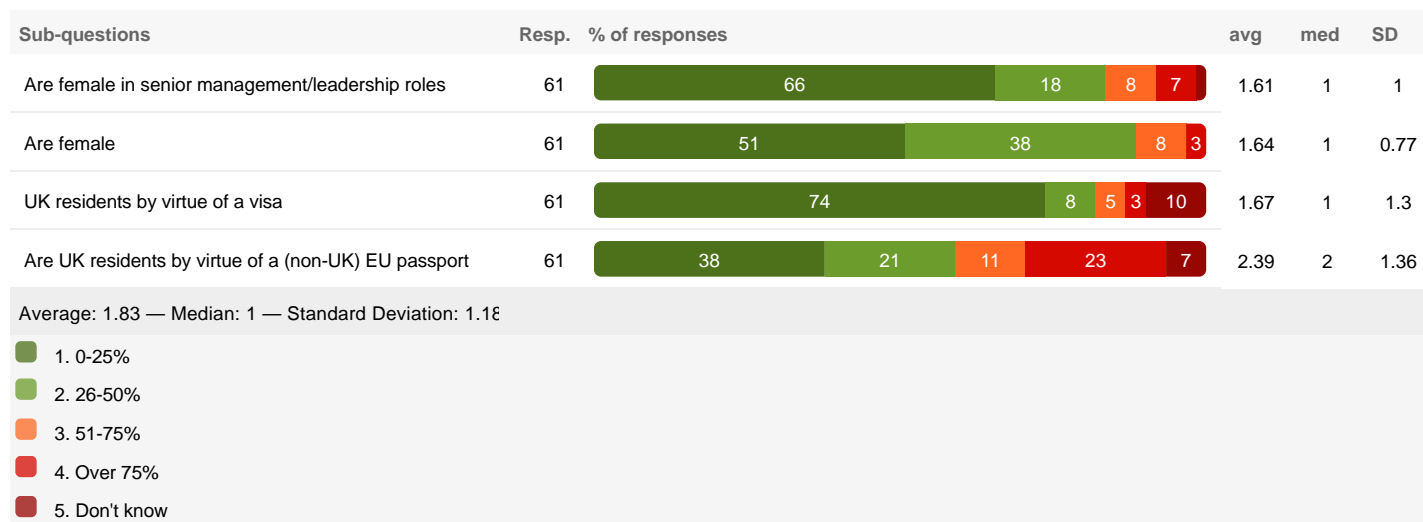
6. How much of a challenge are the following to your company?

Sub-questions	Resp.	% of responses	avg	med	SD
Lack of supply of highly skilled workers	63		3.63	4	1.07
Limited opportunities to access finance	63		3.13	3	1.13
Retention of skilled workers	63		2.6	3	1.18
Lack of formal advice and mentoring (e.g. business, legal, accounting)	63		2.48	2	1.1
Regulation (e.g. data protection, employment law)	63		2.46	2	1.05
Limited supply of appropriate property on competitive terms	63		2.35	2	1.22
Low levels of awareness of a local digital industry	63		2.32	2	1.11
Poor digital infrastructure e.g. broadband	63		2.14	2	1.18
Poor transport infrastructure (e.g. roads, rail and air)	63		1.92	1	1.16
Average: 2.56 — Median: 2 — Standard Deviation: 1.24					

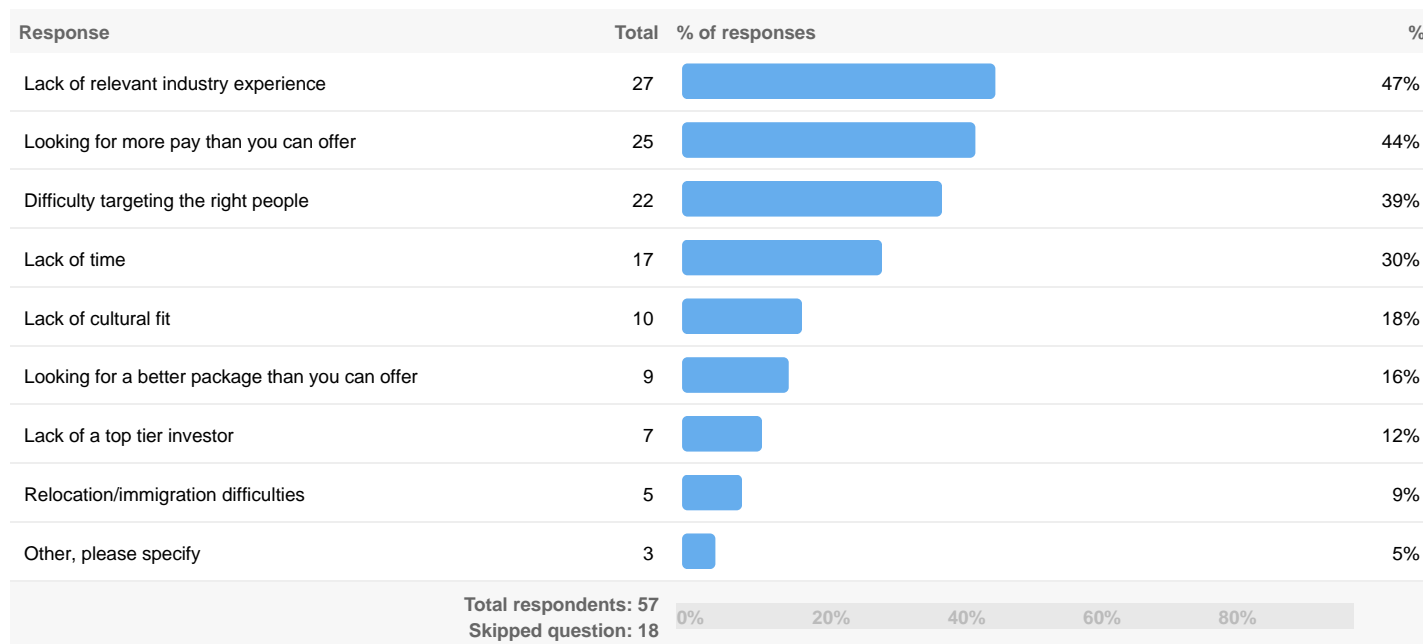
7. To what extent are the following challenges for tech companies in your area?

Sub-questions	Resp.	% of responses	avg	med	SD
Lack of supply of highly skilled workers	18		3.78	4	1.03
Limited opportunities to access finance	18		3.39	4	1.34
Retention of skilled workers	18		3.17	3	0.69
Lack of formal advice and mentoring (e.g. business, legal, accounting)	18		2.78	3	1.23
Low levels of awareness of a local digital industry	18		2.61	3	1.16
Poor transport infrastructure (e.g. roads, rail and air)	18		2.56	3	1.07
Poor digital infrastructure e.g. broadband	18		2.44	3	1.07
Limited supply of appropriate property on competitive terms	18		2.39	2	0.83
Regulation (e.g. data protection, employment law)	18		2.33	2	0.94
Average: 2.83 — Median: 3 — Standard Deviation: 1.16					

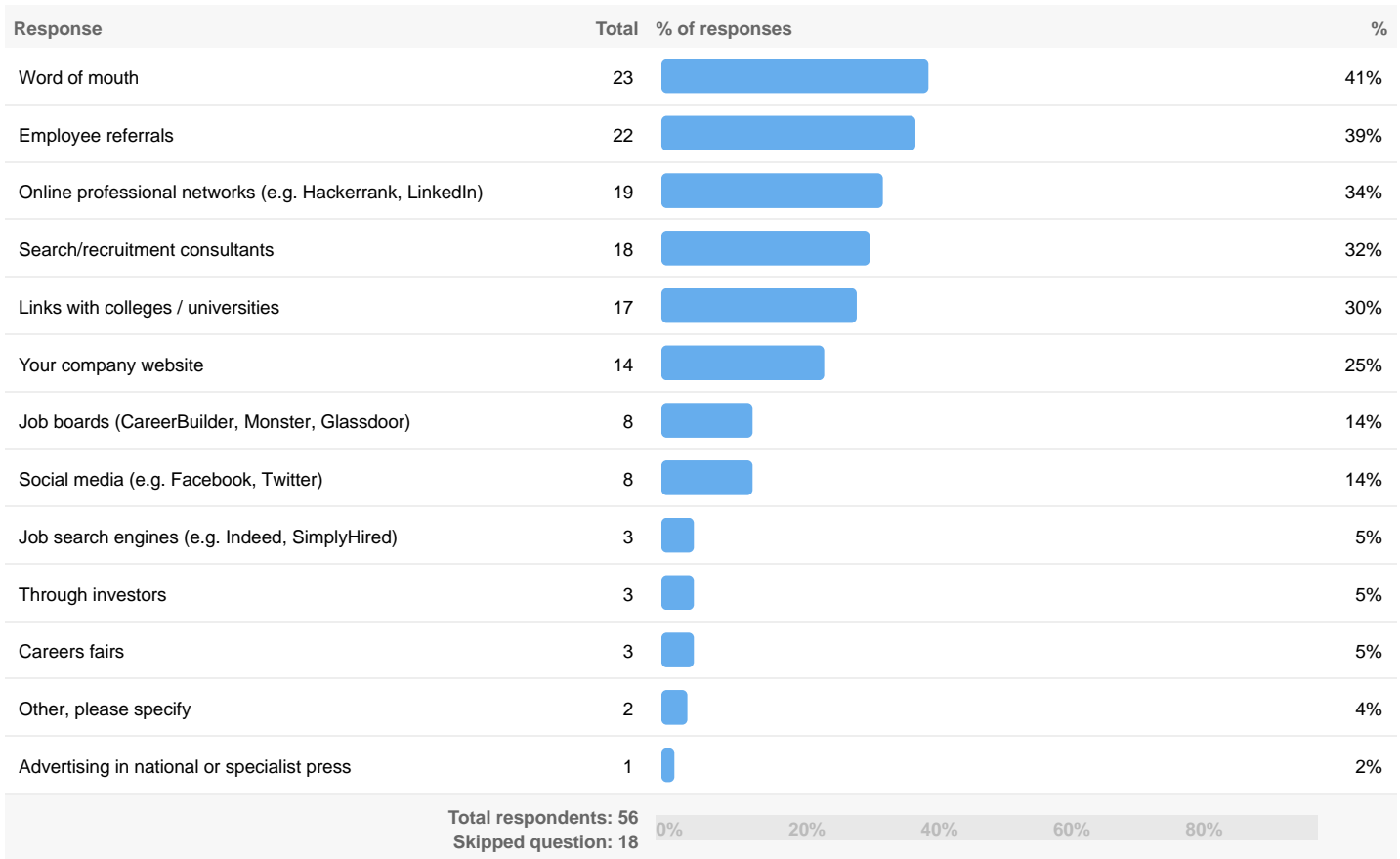
8. Approximately what percentage of the employees in your company



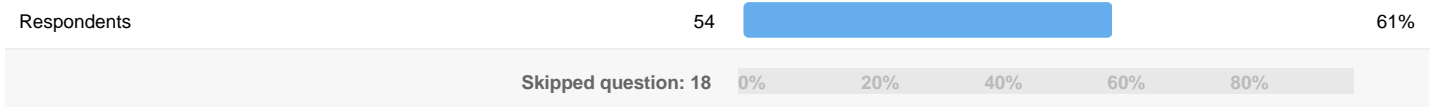
9. When recruiting talent what are the primary challenges you face?



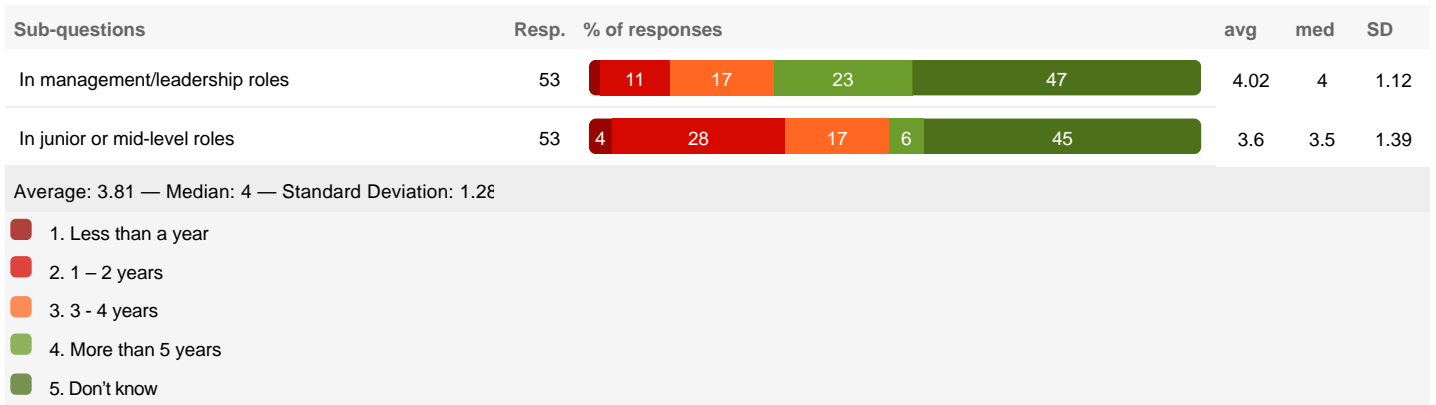
10. Which are the most effective methods for attracting talent to your organisation?



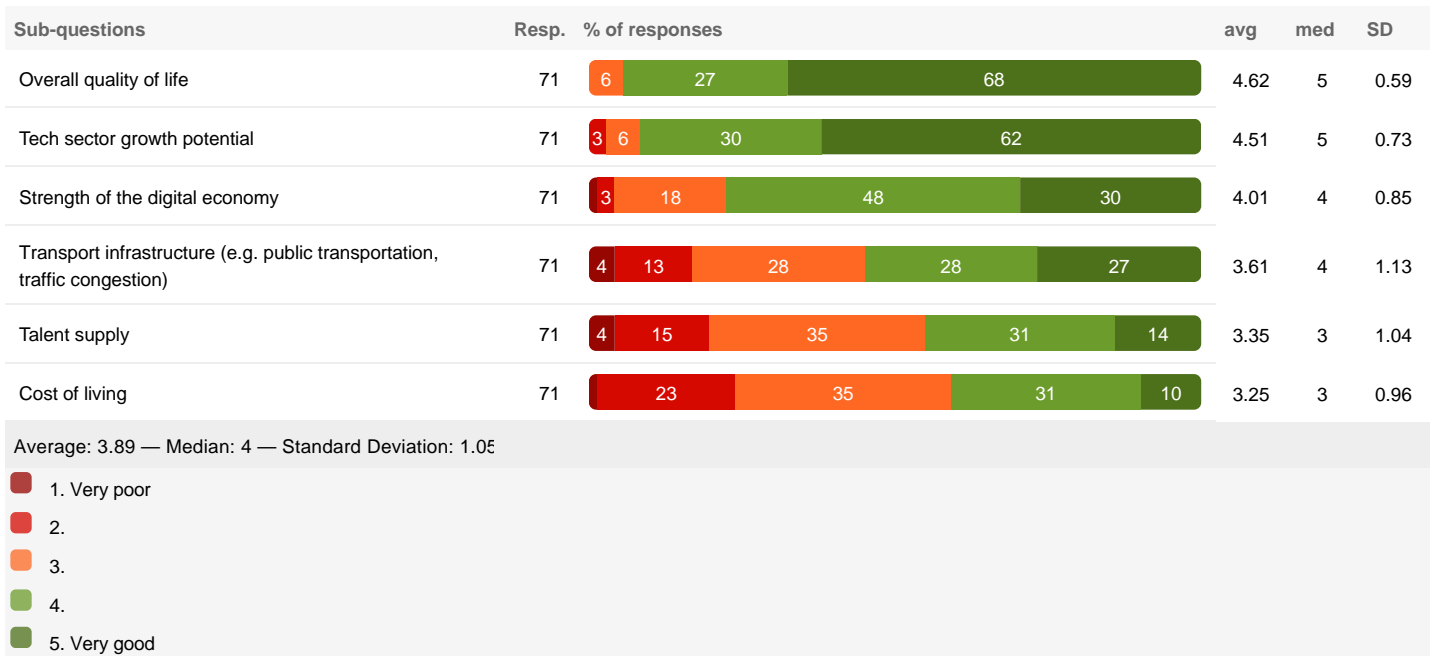
11. Do you offer any specific perks to motivate and retain employees (e.g. day off on birthday, free beer on Friday, a ping pong table, annual staff trip abroad)?



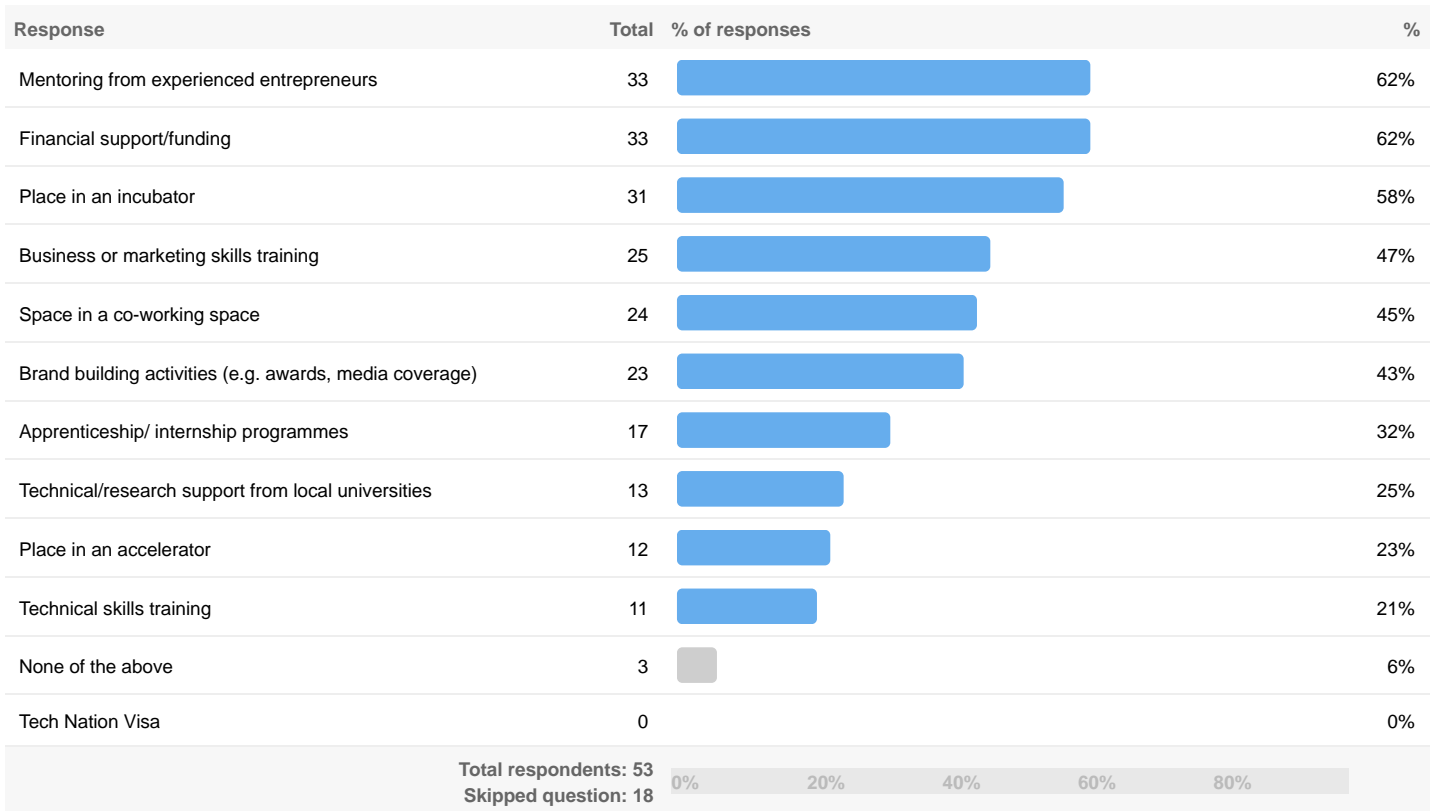
12. How long do staff tend to stay with your company?



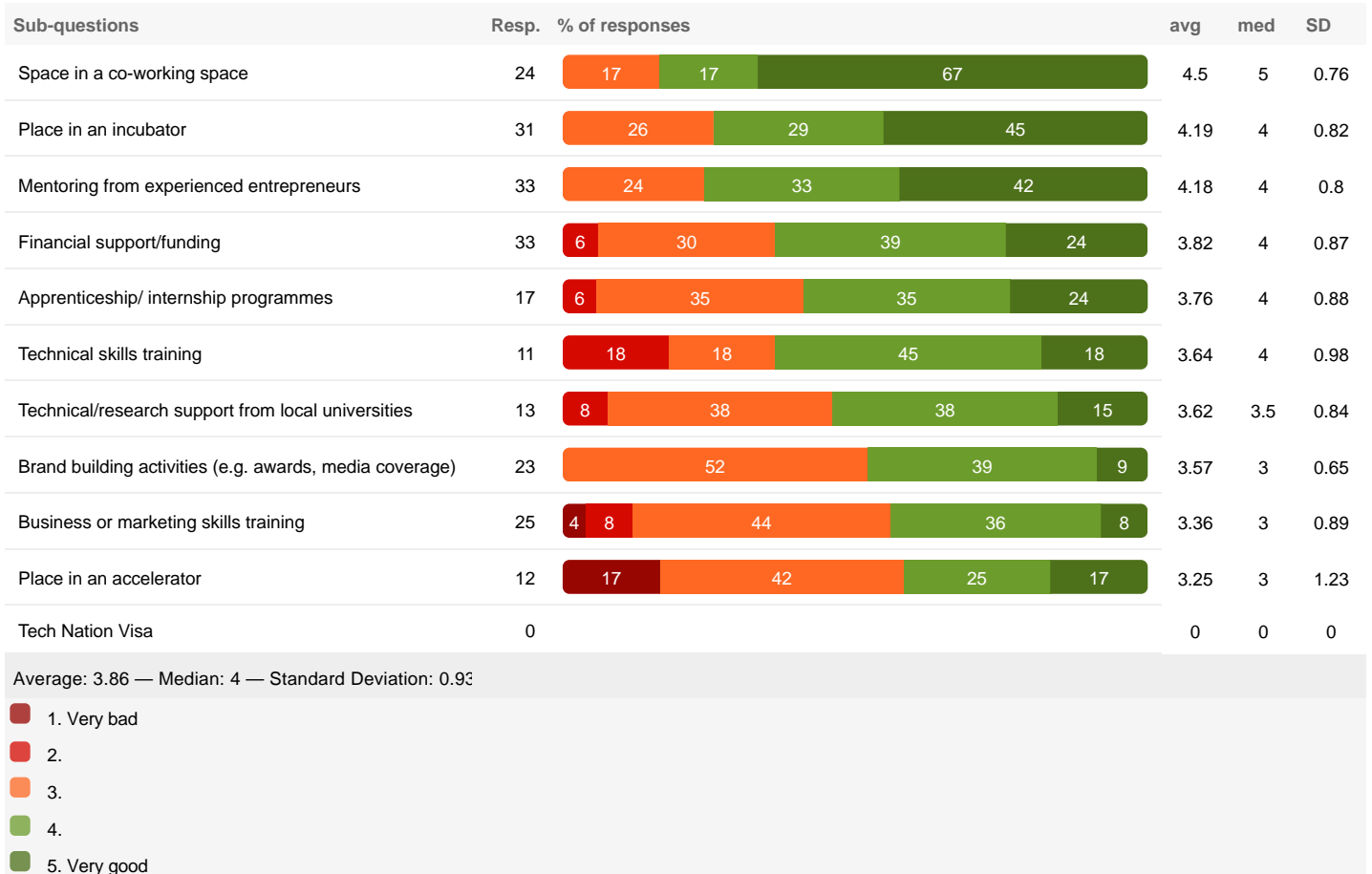
13. How would you rate your local area on the following?



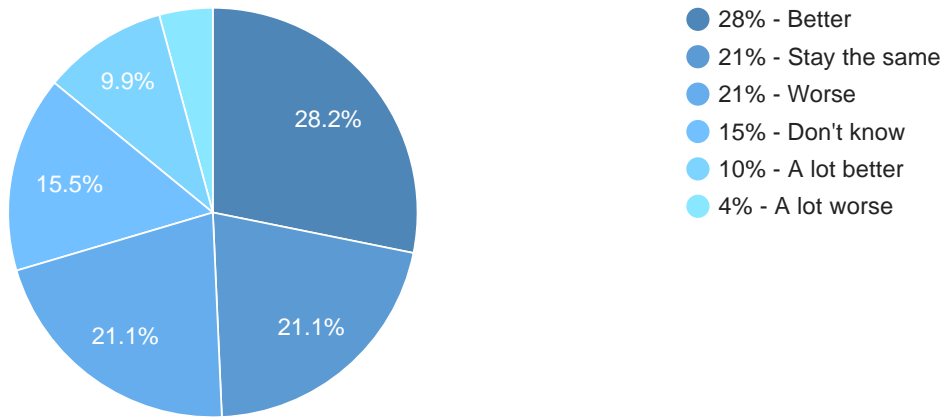
14. Has your company ever taken advantage of any of the following support locally?



15. How useful have you found the following local support?



16. Over the next twelve months do you think the business environment for UK tech businesses will get better, get worse, or stay the same?



n=71

17. As a result of Brexit, to what extent do you agree or disagree with the following?

Sub-questions	Resp.	% of responses	avg	med	SD
We will find it harder to attract talent	53	6 9 26 32 26	3.64	4	1.13
We expect to grow our operations in the UK	53	9 11 32 38 9	3.26	3	1.08
We will find it hard to retain talent	53	6 21 38 28 8	3.11	3	1
We are likely to move at least some of our operations out of the UK	53	43 17 17 13 9	2.28	2	1.38
We anticipate improved access to non-EU talent (India, US ...)	53	42 13 40 4	2.11	2	1.06
We anticipate improved access to new markets	53	38 25 30 6	2.09	2	1.03

Average: 2.75 — Median: 3 — Standard Deviation: 1.28

- 1. Disagree strongly
- 2.
- 3.
- 4.
- 5. Agree strongly

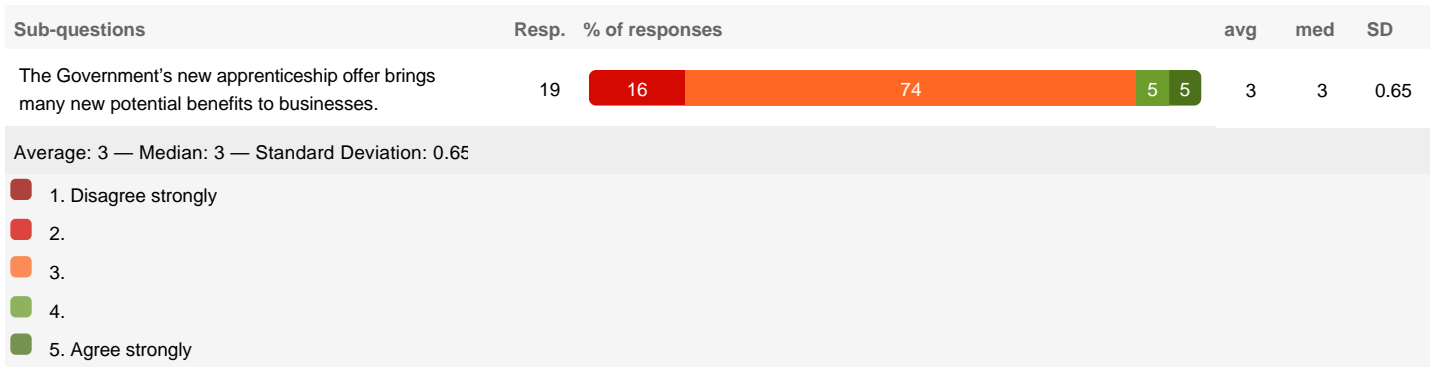
18. To what extent do you agree or disagree with the following statements?

Sub-questions	Resp.	% of responses	avg	med	SD
Apprenticeships are an effective way for tech businesses to find new, tailor-made talent	38	11 13 32 26 18	3.29	3	1.21
I'm familiar with the changes being made by Government to the apprenticeship offer.	38	55 21 13 5 5	1.84	1	1.16

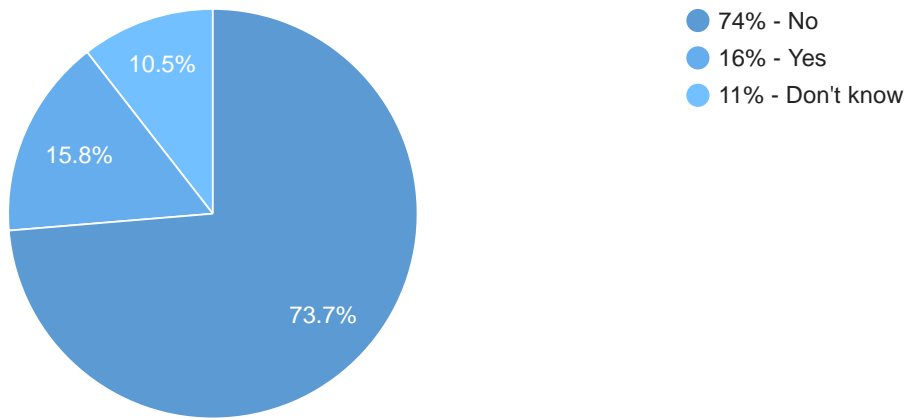
Average: 2.57 — Median: 2 — Standard Deviation: 1.38

- 1. Disagree strongly
- 2.
- 3.
- 4.
- 5. Agree strongly

19. To what extent do you agree or disagree with the following statements?



20. Does your organisation currently offer apprenticeships?



21. We appreciate you helping us with this survey. If you would like to receive the Tech Nation 2017 Report, please enter your email address below before submitting your survey, otherwise type 'REF'.

