

Tech Nation 2017

Status:	Closed
Start date:	2016-11-16
End date:	2016-12-06
Live:	21 days
Questions:	22
Partial completes:	13 (18.3%)
Screened out:	0 (0%)
Reached end:	58 (81.7%)
Total responded:	71

Filter

Responded

2. Exeter

Remaining respondents: **71 (100%)**

**TECH
NATION
2017**

From
**TECH
CITY**



Welcome to Tech Nation 2017!

Tech Nation is the most comprehensive guide to the UK's digital tech ecosystem.

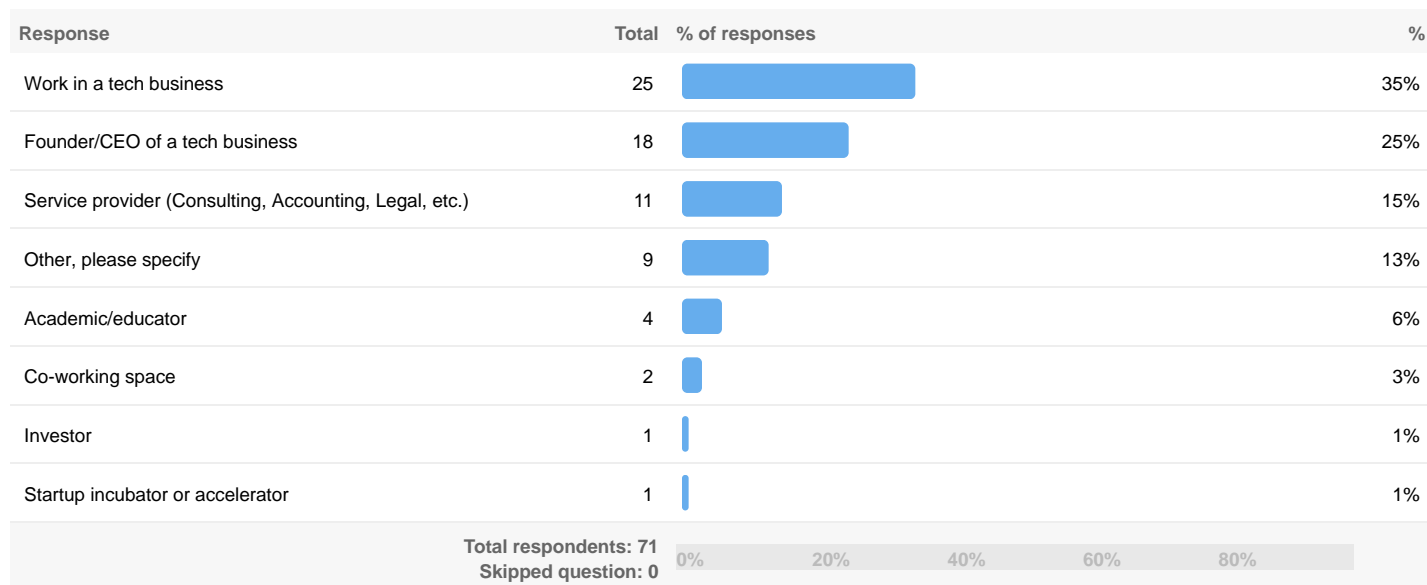
We know that ecosystems are driven by people like you and you are what make companies and communities thrive. This is why we want to hear directly from you. Specifically about your ecosystem; what's great, what's not so great, how could it be improved?

Whether you're part of a tech company or the local ecosystem (eg. accelerator, co-working space, university), we'd love to represent your views in Tech Nation 2017!

- One survey
- 10-20 questions (depending on your answers)
- 7 minutes (we've tested it)

[Click here to start and be part of Tech Nation.](#)

1. What is your role in the tech community?




2. Where is your company/organisation headquartered?

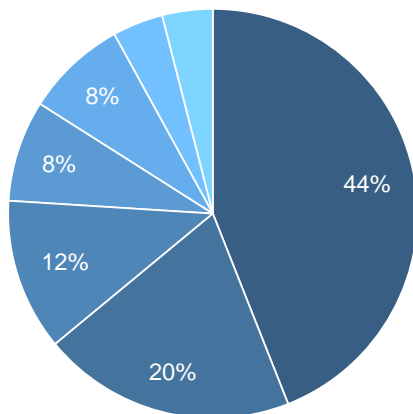
Response	Total	% of responses	%
Exeter	71		100%
Other, please specify	0		0%
Wakefield	0		0%
South Gloucestershire	0		0%
Birmingham	0		0%
Lincoln	0		0%
Bolton	0		0%
Reading & Bracknell	0		0%
Bournemouth & Poole	0		0%
Stoke-on-Trent	0		0%
Bradford	0		0%
Worcester & Malvern	0		0%
Brighton	0		0%
Oldham	0		0%
Bristol & Bath	0		0%
Oxford	0		0%
Camborne	0		0%
Belfast	0		0%
Cambridge	0		0%
Southampton	0		0%
Cardiff	0		0%
Swansea	0		0%
Coventry	0		0%
Wirral	0		0%
Derby	0		0%
Colchester	0		0%
Doncaster	0		0%
Middlesbrough	0		0%
Dudley	0		0%
Warrington	0		0%
Dundee	0		0%
Nottingham	0		0%
East Riding	0		0%
Plymouth	0		0%
Edinburgh	0		0%
Redruth	0		0%
Rotherham	0		0%
Sefton	0		0%
Sheffield	0		0%
Fife	0		0%

South Lanarkshire	0	0%
Glasgow	0	0%
Stockport	0	0%
Hull	0	0%
Sunderland	0	0%
Ipswich	0	0%
Truro	0	0%
Kingston-upon-Hull	0	0%
Wigan	0	0%
Kirklees	0	0%
Wolverhampton	0	0%
Leeds	0	0%
Barnsley	0	0%
Leicester	0	0%
Derry	0	0%
Liverpool	0	0%
Loughborough	0	0%
London	0	0%
Newport	0	0%
Manchester	0	0%
Peterborough	0	0%
Durham	0	0%
York	0	0%
Newcastle-upon-Tyne	0	0%
Aberdeen	0	0%
Norwich	0	0%

Total respondents: 71
Skipped question: 0



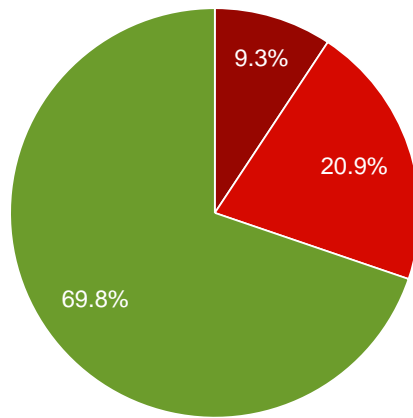
3. What is your current role?



- 44% - Engineering
- 20% - General management
- 12% - Founder / CEO
- 8% - Product
- 8% - Other, please specify
- 4% - Marketing
- 4% - Operations (including finance)

n=25

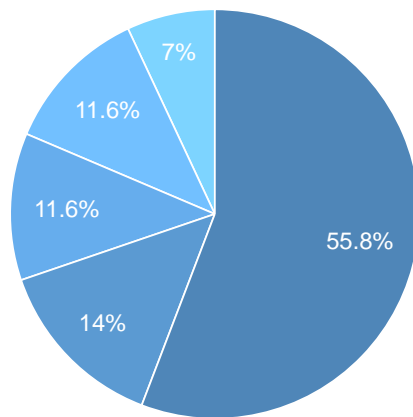
4. When was your company founded?



- 9% - Less than two years ago
- 21% - 2 – 4 years ago
- 70% - Five or more years ago

n=43

5. How many employees does your company have?



- 56% - 1 - 10
- 14% - Over 100
- 12% - 11 - 20
- 12% - 51 - 100
- 7% - 21 - 50

n=43

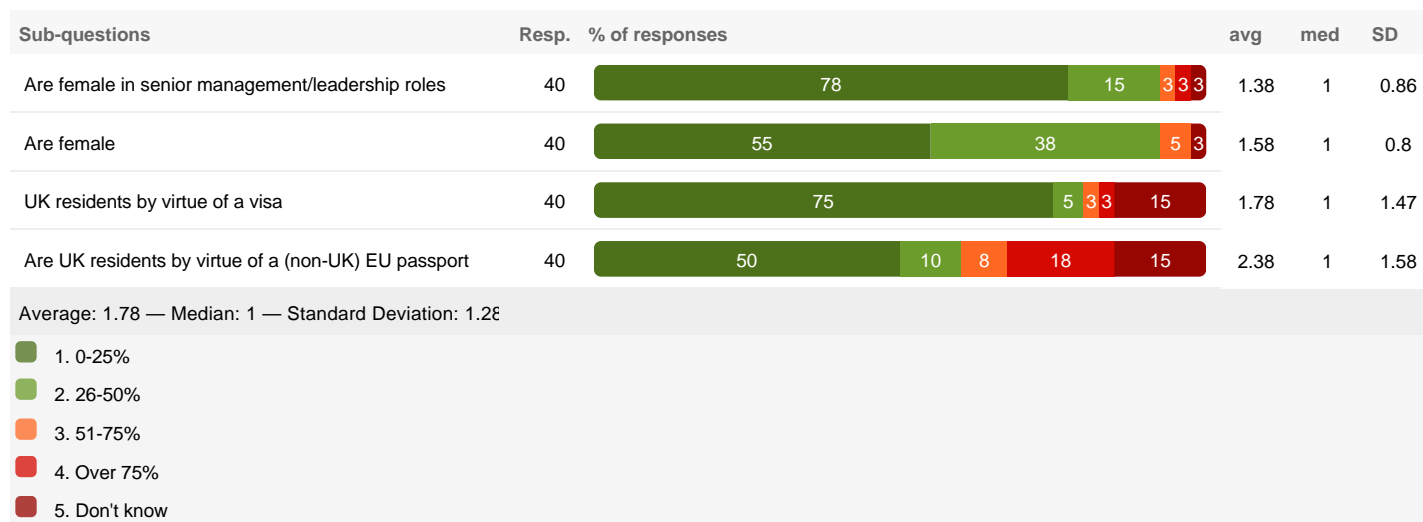
6. How much of a challenge are the following to your company?

Sub-questions	Resp.	% of responses	avg	med	SD
Lack of supply of highly skilled workers	41		3.66	4	1.26
Low levels of awareness of a local digital industry	41		2.83	3	1.27
Limited opportunities to access finance	41		2.8	3	1.19
Poor digital infrastructure e.g. broadband	41		2.78	3	1.32
Regulation (e.g. data protection, employment law)	41		2.66	3	1.05
Poor transport infrastructure (e.g. roads, rail and air)	41		2.54	2	1.33
Retention of skilled workers	41		2.54	2	1.33
Limited supply of appropriate property on competitive terms	41		2.32	2	1.28
Lack of formal advice and mentoring (e.g. business, legal, accounting)	41		2.32	2	1.07
Average: 2.72 — Median: 3 — Standard Deviation: 1.26					
<ul style="list-style-type: none"> ■ 1. Not a challenge ■ 2. ■ 3. ■ 4. ■ 5. A major challenge 					

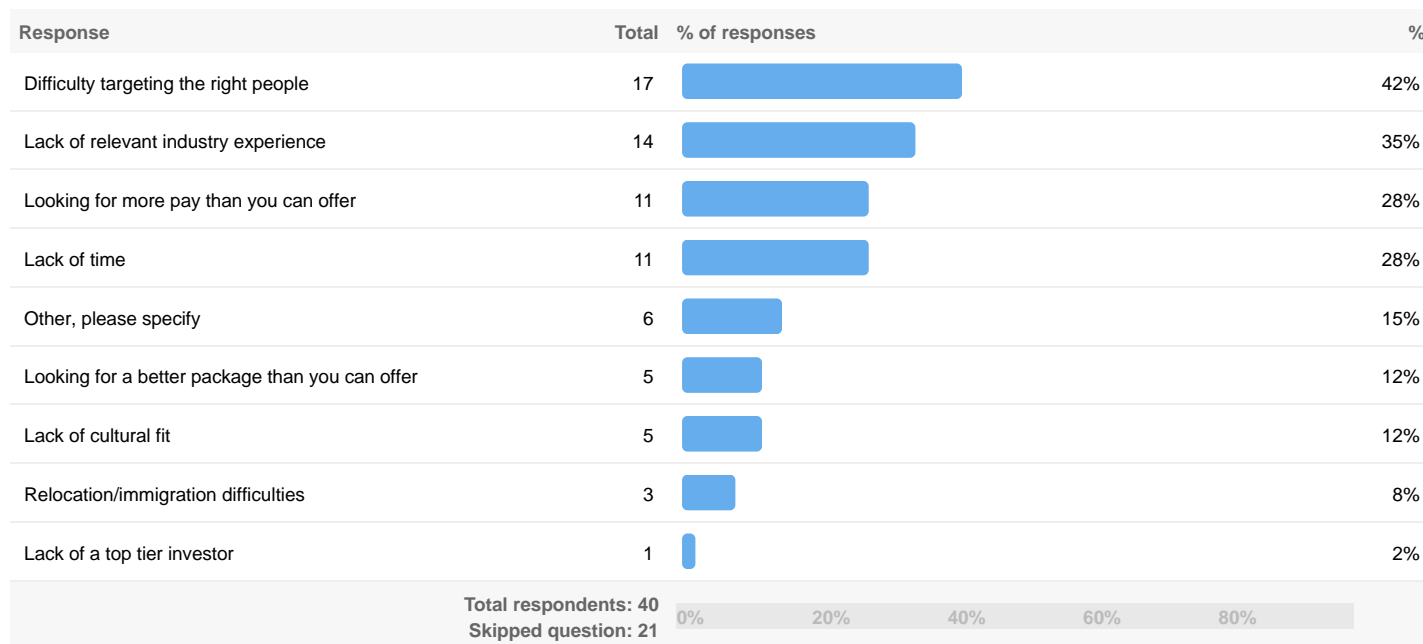
7. To what extent are the following challenges for tech companies in your area?

Sub-questions	Resp.	% of responses	avg	med	SD
Lack of supply of highly skilled workers	24		3.83	4	1.21
Poor digital infrastructure e.g. broadband	24		3.08	3	1.19
Limited opportunities to access finance	24		3.08	3	1
Retention of skilled workers	24		2.96	3	1.17
Low levels of awareness of a local digital industry	24		2.92	3	1
Poor transport infrastructure (e.g. roads, rail and air)	24		2.83	3	1.21
Limited supply of appropriate property on competitive terms	24		2.75	3	1.13
Regulation (e.g. data protection, employment law)	24		2.58	3	1.04
Lack of formal advice and mentoring (e.g. business, legal, accounting)	24		2.38	2	1.18
Average: 2.94 — Median: 3 — Standard Deviation: 1.16					
<ul style="list-style-type: none"> ■ 1. Not a challenge ■ 2. ■ 3. ■ 4. ■ 5. A major challenge 					

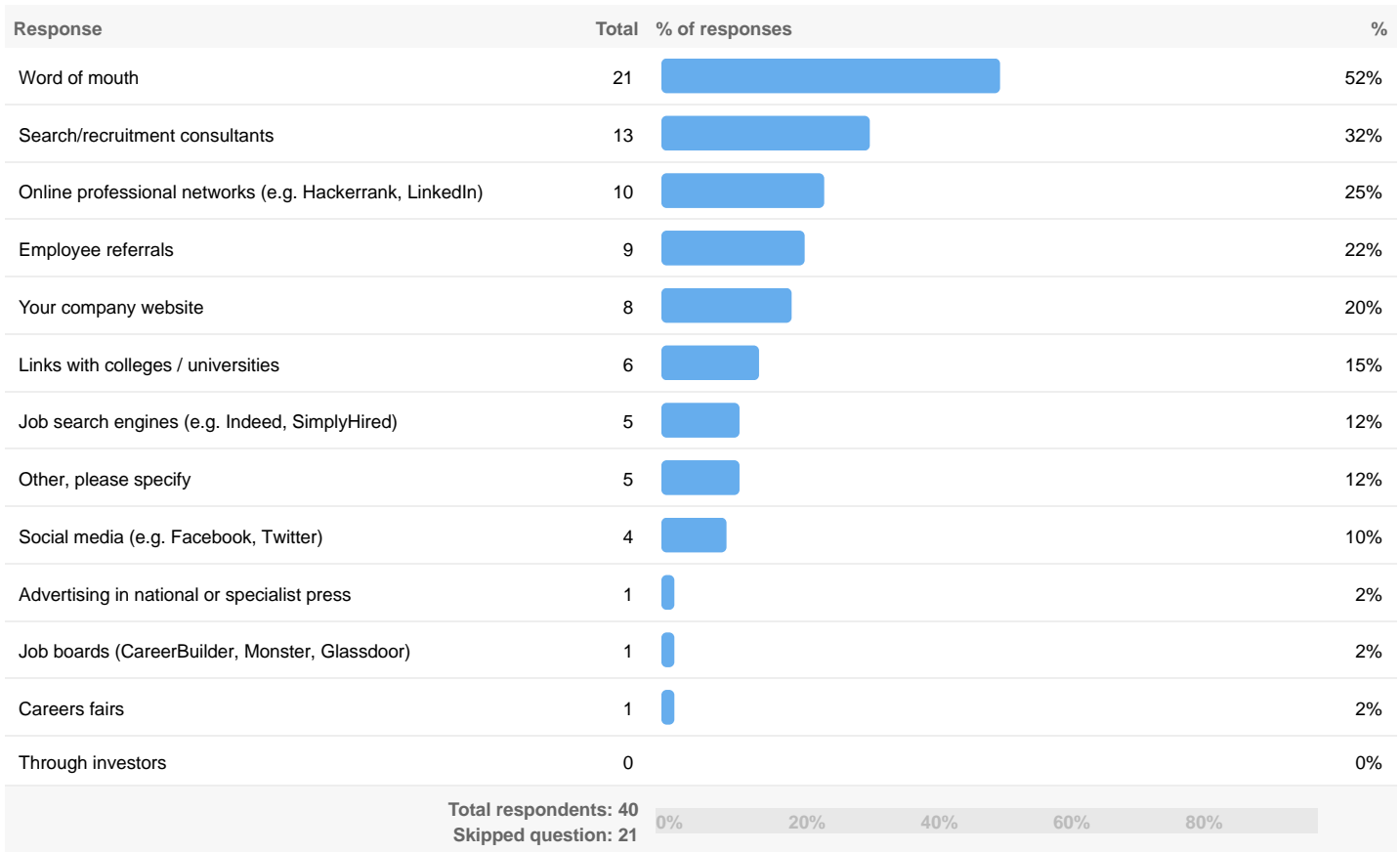
8. Approximately what percentage of the employees in your company



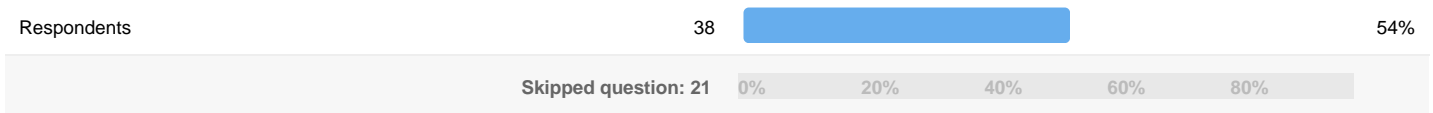
9. When recruiting talent what are the primary challenges you face?



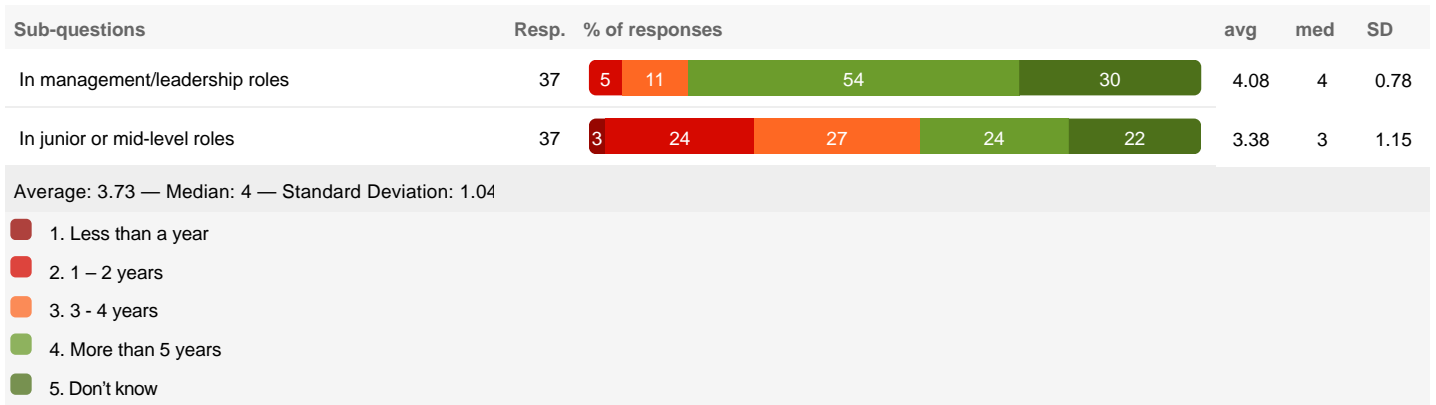
10. Which are the most effective methods for attracting talent to your organisation?



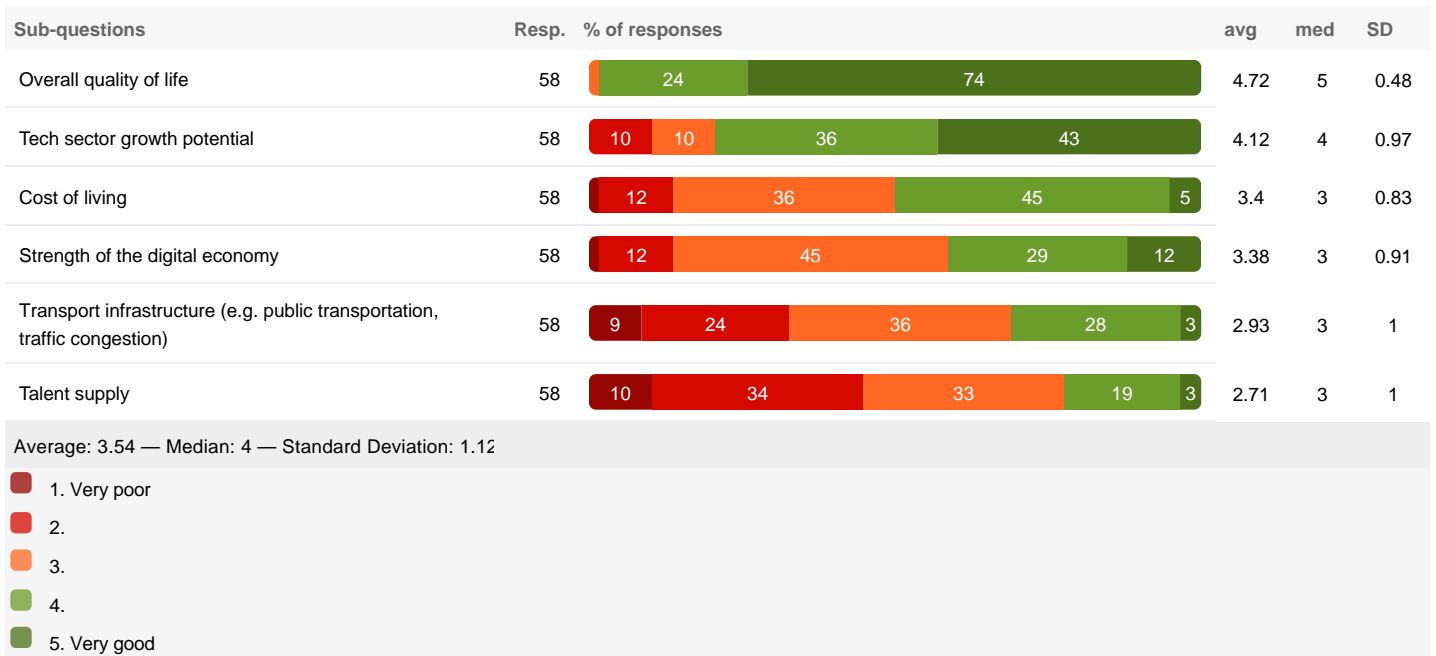
11. Do you offer any specific perks to motivate and retain employees (e.g. day off on birthday, free beer on Friday, a ping pong table, annual staff trip abroad)?



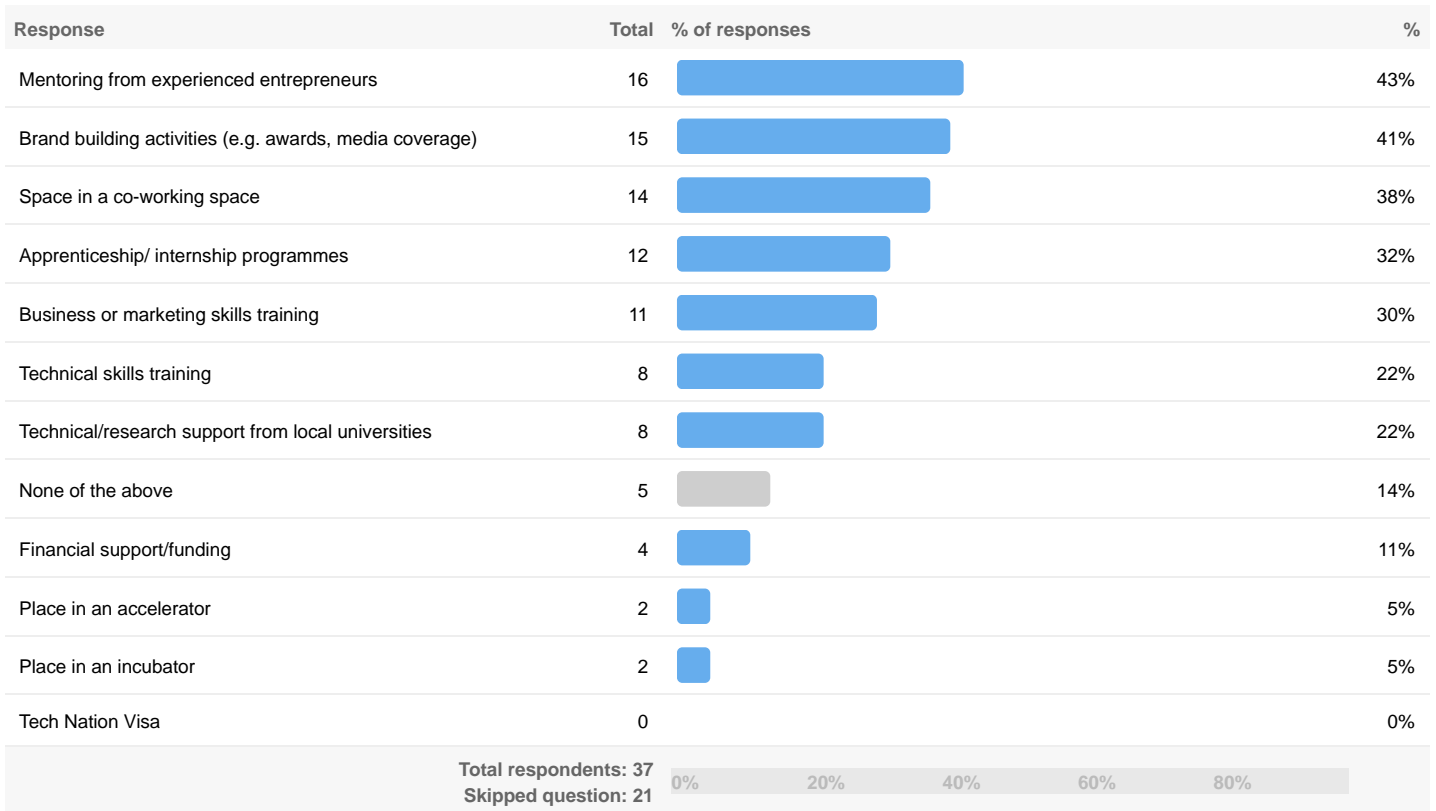
12. How long do staff tend to stay with your company?



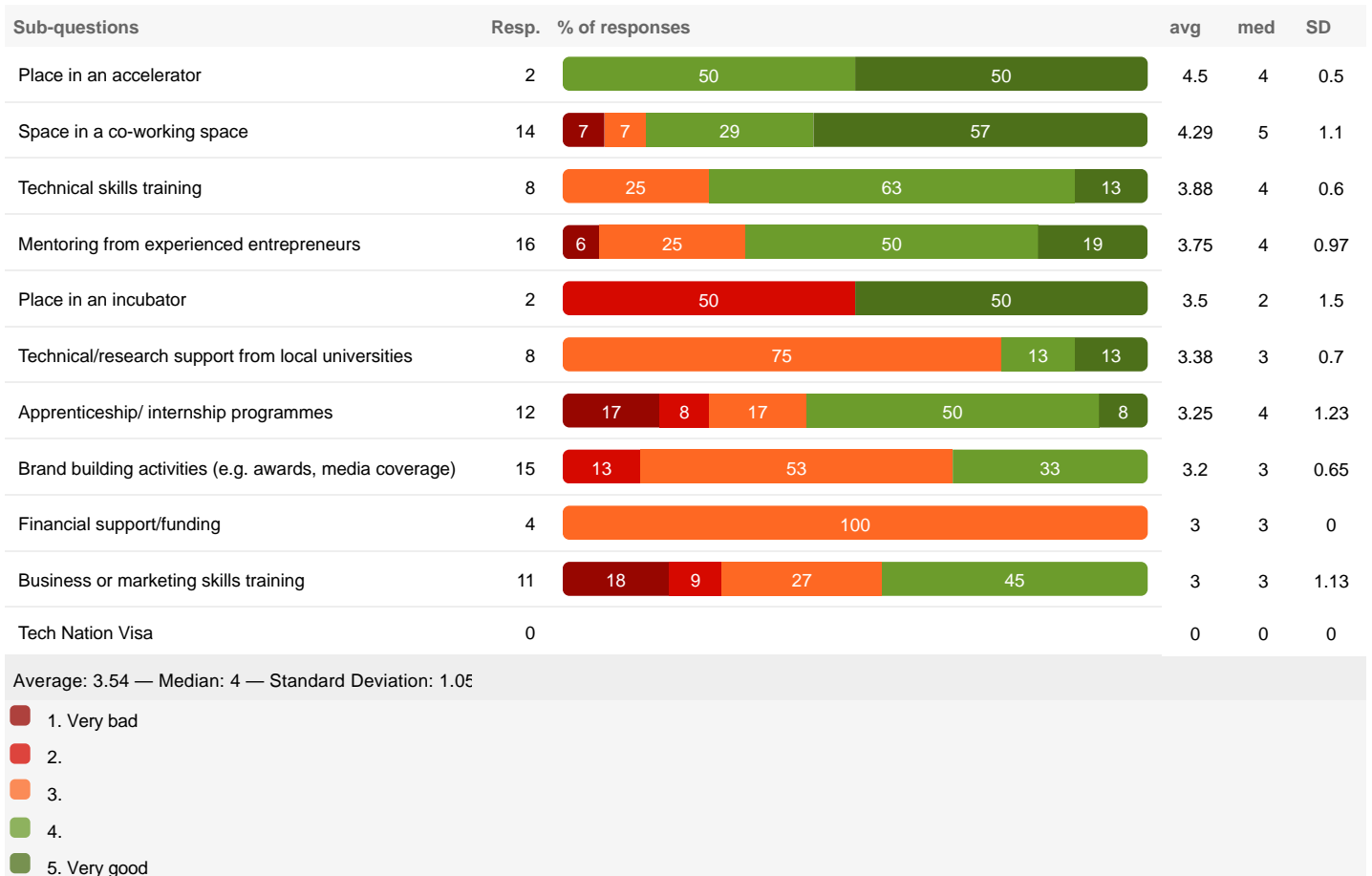
13. How would you rate your local area on the following?



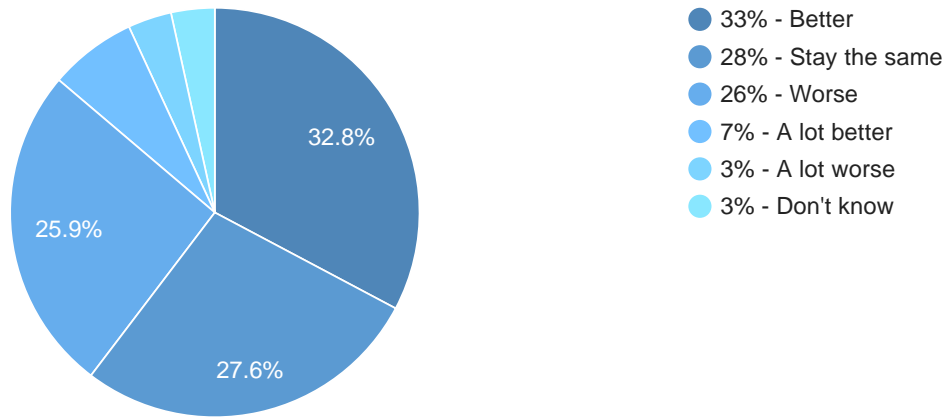
14. Has your company ever taken advantage of any of the following support locally?



15. How useful have you found the following local support?



16. Over the next twelve months do you think the business environment for UK tech businesses will get better, get worse, or stay the same?



n=58

17. As a result of Brexit, to what extent do you agree or disagree with the following?

Sub-questions	Resp.	% of responses	avg	med	SD
We expect to grow our operations in the UK	37	14 43 38 5	3.35	3	0.78
We will find it harder to attract talent	37	5 14 38 27 16	3.35	3	1.07
We will find it hard to retain talent	37	11 16 41 24 8	3.03	3	1.08
We anticipate improved access to non-EU talent (India, US ...)	37	16 30 49 5	2.43	3	0.82
We anticipate improved access to new markets	37	24 43 19 8 5	2.27	2	1.08
We are likely to move at least some of our operations out of the UK	37	54 19 16 8 3	1.86	1	1.12

Average: 2.72 — Median: 3 — Standard Deviation: 1.15

- 1. Disagree strongly
- 2.
- 3.
- 4.
- 5. Agree strongly

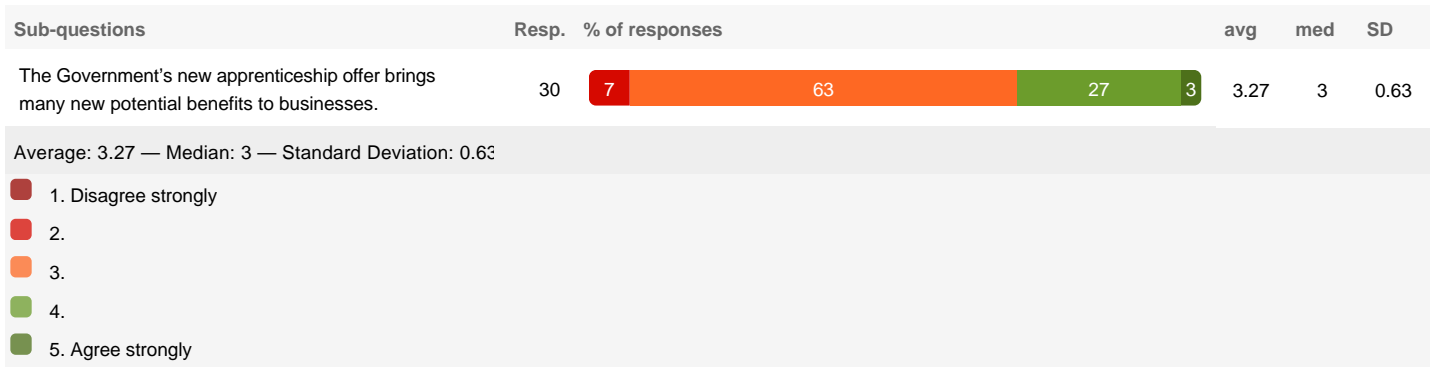
18. To what extent do you agree or disagree with the following statements?

Sub-questions	Resp.	% of responses	avg	med	SD
Apprenticeships are an effective way for tech businesses to find new, tailor-made talent	48	15 29 29 25	3.6	4	1.08
I'm familiar with the changes being made by Government to the apprenticeship offer.	48	27 23 29 15 6	2.5	2	1.21

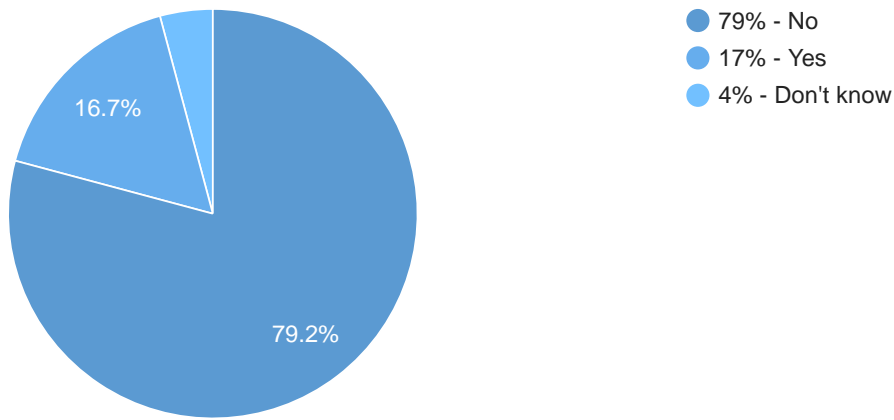
Average: 3.05 — Median: 3 — Standard Deviation: 1.27

- 1. Disagree strongly
- 2.
- 3.
- 4.
- 5. Agree strongly

19. To what extent do you agree or disagree with the following statements?



20. Does your organisation currently offer apprenticeships?



21. We appreciate you helping us with this survey. If you would like to receive the Tech Nation 2017 Report, please enter your email address below before submitting your survey, otherwise type 'REF'.

