

Tech Nation 2017

Status:	Closed
Start date:	2016-11-16
End date:	2016-12-06
Live:	21 days
Questions:	22
Partial completes:	22 (20%)
Screened out:	0 (0%)
Reached end:	88 (80%)
Total responded:	110

Filter

Responded

2. Newcastle-upon-Tyne

Remaining respondents: **110 (100%)**



Welcome to Tech Nation 2017!

Tech Nation is the most comprehensive guide to the UK's digital tech ecosystem.

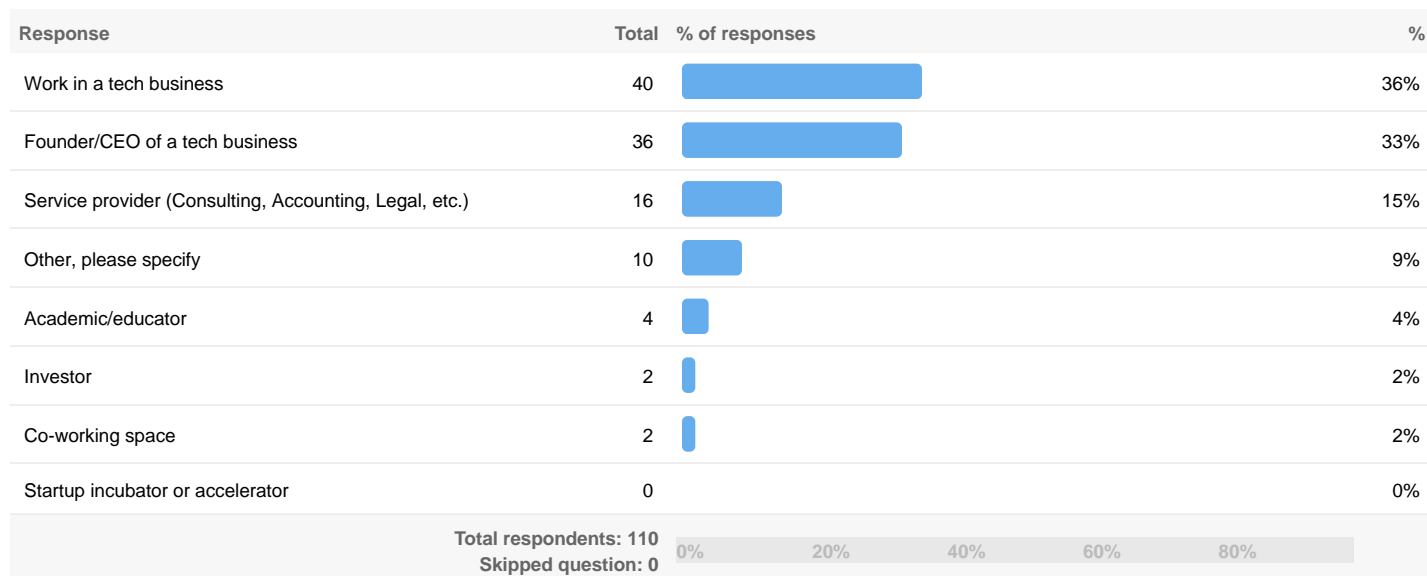
We know that ecosystems are driven by people like you and you are what make companies and communities thrive. This is why we want to hear directly from you. Specifically about your ecosystem; what's great, what's not so great, how could it be improved?

Whether you're part of a tech company or the local ecosystem (eg. accelerator, co-working space, university), we'd love to represent your views in Tech Nation 2017!

- One survey
- 10-20 questions (depending on your answers)
- 7 minutes (we've tested it)

[Click here to start and be part of Tech Nation.](#)

1. What is your role in the tech community?




2. Where is your company/organisation headquartered?

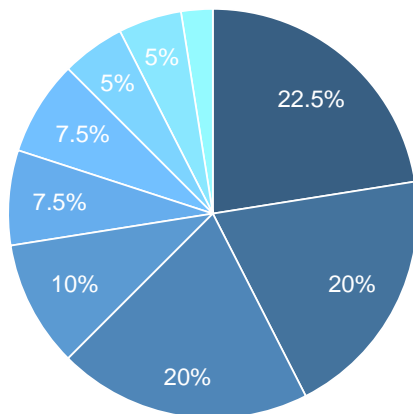
Response	Total	% of responses	%
Newcastle-upon-Tyne	110		100%
Belfast	0		0%
Truro	0		0%
Sheffield	0		0%
Birmingham	0		0%
Derry	0		0%
Bolton	0		0%
Reading & Bracknell	0		0%
Bournemouth & Poole	0		0%
Stockport	0		0%
Bradford	0		0%
Wolverhampton	0		0%
Brighton	0		0%
Newport	0		0%
Bristol & Bath	0		0%
Oxford	0		0%
Camborne	0		0%
Rotherham	0		0%
Cambridge	0		0%
South Lanarkshire	0		0%
Cardiff	0		0%
Sunderland	0		0%
Coventry	0		0%
Wigan	0		0%
Derby	0		0%
Barnsley	0		0%
Doncaster	0		0%
Loughborough	0		0%
Dudley	0		0%
Peterborough	0		0%
Dundee	0		0%
Nottingham	0		0%
East Riding	0		0%
Plymouth	0		0%
Edinburgh	0		0%
Redruth	0		0%
Exeter & Newton Abbot	0		0%
Sefton	0		0%
Fife	0		0%
South Gloucestershire	0		0%

Glasgow	0	0%
Southampton	0	0%
Hull	0	0%
Stoke-on-Trent	0	0%
Ipswich	0	0%
Swansea	0	0%
Kingston-upon-Hull	0	0%
Wakefield	0	0%
Kirklees	0	0%
Wirral	0	0%
Leeds	0	0%
Worcester & Malvern	0	0%
Leicester	0	0%
Colchester	0	0%
Liverpool	0	0%
Lincoln	0	0%
London	0	0%
Middlesbrough	0	0%
Manchester	0	0%
Oldham	0	0%
Durham	0	0%
Warrington	0	0%
York	0	0%
Other, please specify	0	0%
Aberdeen	0	0%
Norwich	0	0%

Total respondents: 110
Skipped question: 0



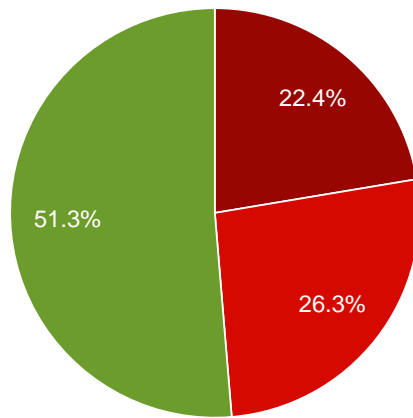
3. What is your current role?



- 22% - Marketing
- 20% - Engineering
- 20% - Other, please specify
- 10% - Operations (including finance)
- 8% - Founder / CEO
- 8% - Product
- 5% - General management
- 5% - Sales
- 2% - People/HR

n=40

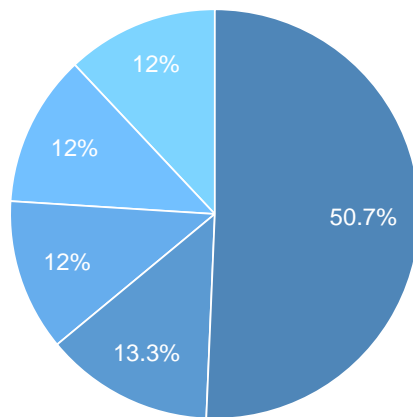
4. When was your company founded?



- 22% - Less than two years ago
- 26% - 2 – 4 years ago
- 51% - Five or more years ago

n=76

5. How many employees does your company have?



- 51% - 1 - 10
- 13% - 21 - 50
- 12% - 11 - 20
- 12% - 51 - 100
- 12% - Over 100

n=75

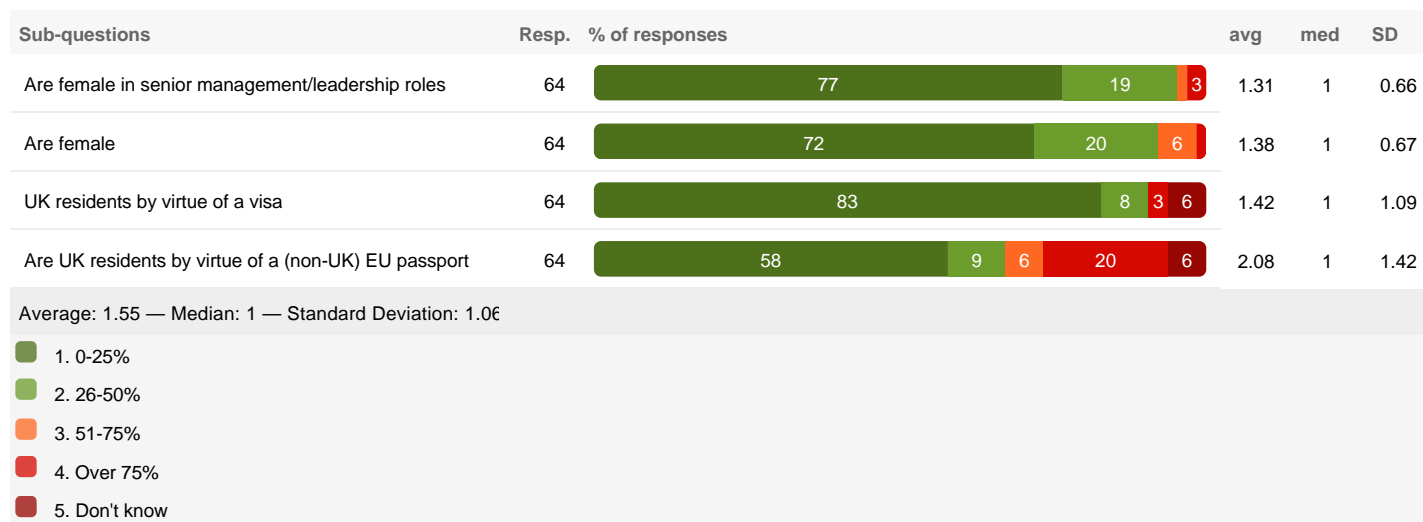
6. How much of a challenge are the following to your company?

Sub-questions	Resp.	% of responses					avg	med	SD
Lack of supply of highly skilled workers	65	9	9	12	43	26	3.68	4	1.22
Low levels of awareness of a local digital industry	65	17	20	32	18	12	2.89	3	1.24
Limited opportunities to access finance	65	18	23	22	25	12	2.89	3	1.3
Poor transport infrastructure (e.g. roads, rail and air)	65	17	32	15	23	12	2.82	2.5	1.3
Retention of skilled workers	65	18	31	26	18	6	2.63	2.5	1.16
Limited supply of appropriate property on competitive terms	65	31	22	28	9	11	2.48	2	1.3
Poor digital infrastructure e.g. broadband	65	34	22	23	11	11	2.43	2	1.34
Regulation (e.g. data protection, employment law)	65	26	32	29	11		2.29	2	1.02
Lack of formal advice and mentoring (e.g. business, legal, accounting)	65	31	29	28	6	6	2.28	2	1.14
Average: 2.71 — Median: 3 — Standard Deviation: 1.2€									
<ul style="list-style-type: none"> ■ 1. Not a challenge ■ 2. ■ 3. ■ 4. ■ 5. A major challenge 									

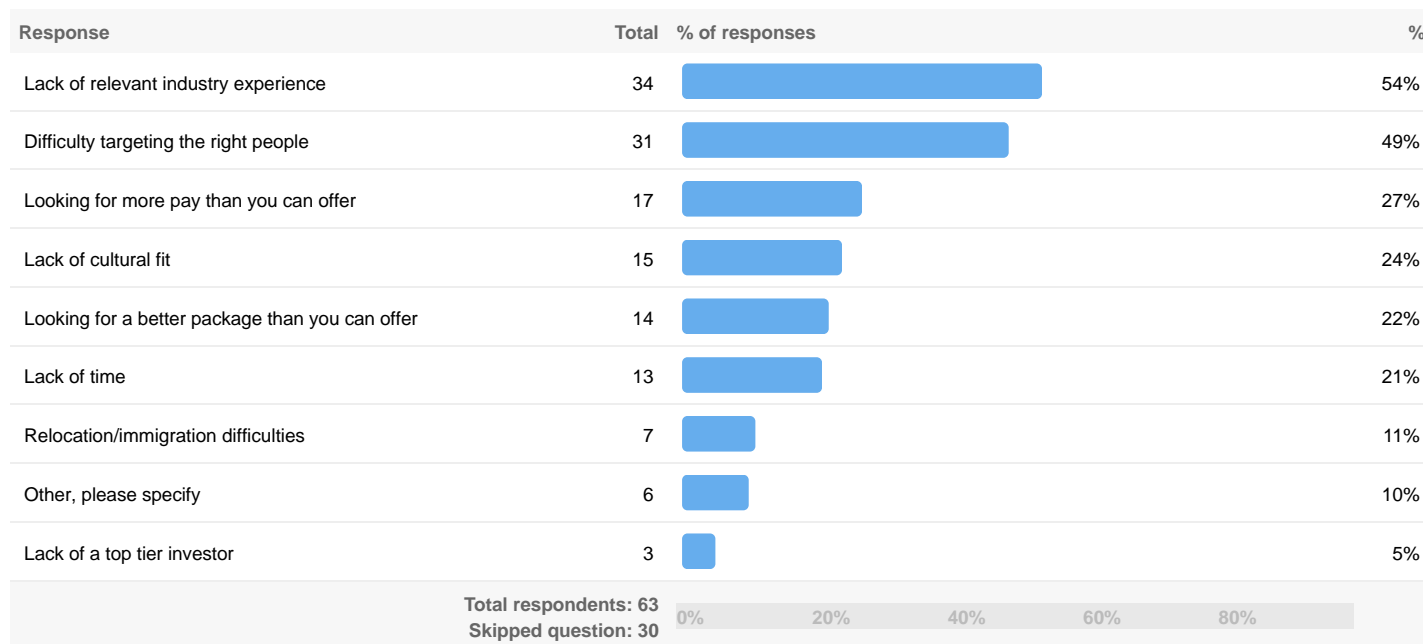
7. To what extent are the following challenges for tech companies in your area?

Sub-questions	Resp.	% of responses					avg	med	SD
Lack of supply of highly skilled workers	32	9	6	13	38	34	3.81	4	1.24
Low levels of awareness of a local digital industry	32	3	19	31	28	19	3.41	3	1.09
Retention of skilled workers	32	13	9	28	31	19	3.34	3	1.24
Limited opportunities to access finance	32	6	16	47	19	13	3.16	3	1.03
Lack of formal advice and mentoring (e.g. business, legal, accounting)	32	9	38	28	16	9	2.78	3	1.11
Poor digital infrastructure e.g. broadband	32	19	31	28	16	6	2.59	2	1.14
Limited supply of appropriate property on competitive terms	32	28	25	19	19	9	2.56	2	1.32
Poor transport infrastructure (e.g. roads, rail and air)	32	38	16	13	25	9	2.53	2	1.44
Regulation (e.g. data protection, employment law)	32	28	28	25	13	6	2.41	2	1.2
Average: 2.95 — Median: 3 — Standard Deviation: 1.2€									
<ul style="list-style-type: none"> ■ 1. Not a challenge ■ 2. ■ 3. ■ 4. ■ 5. A major challenge 									

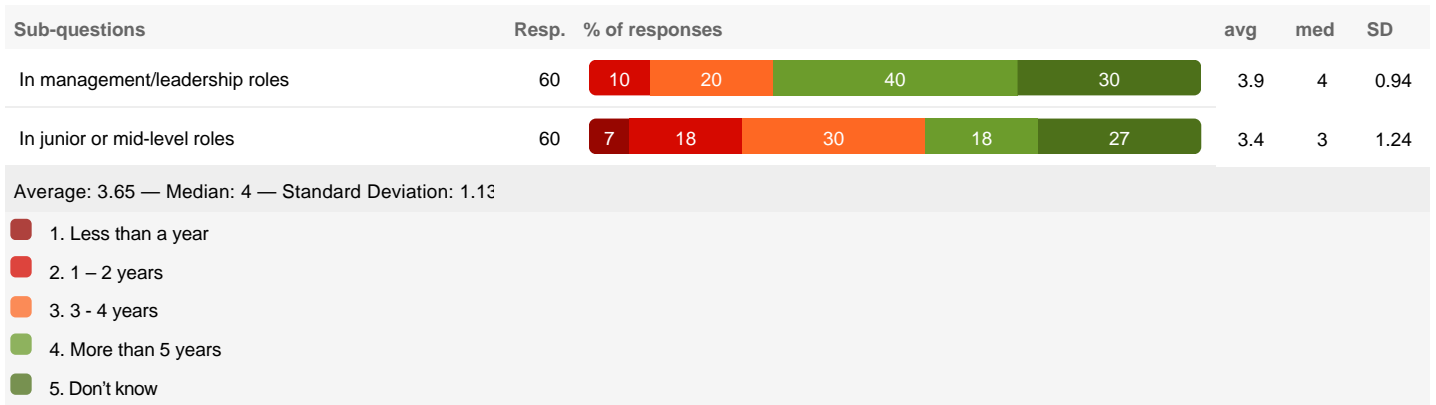
8. Approximately what percentage of the employees in your company



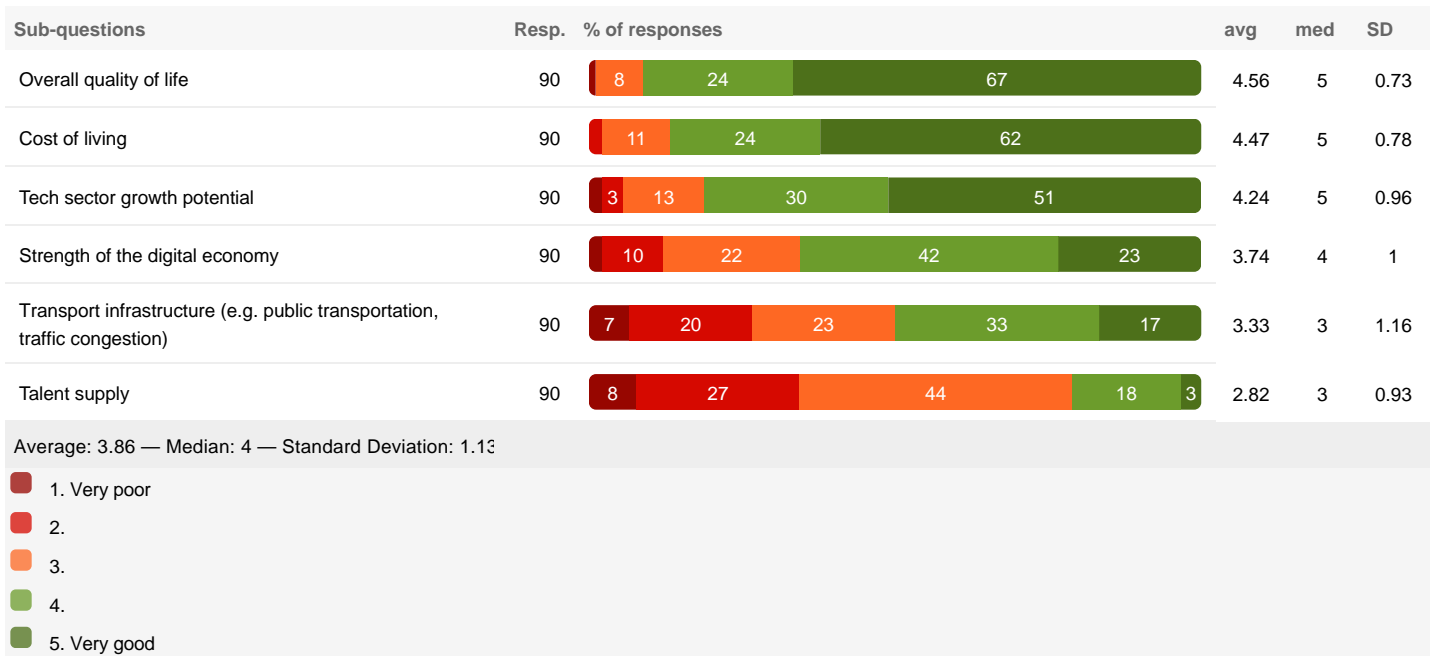
9. When recruiting talent what are the primary challenges you face?



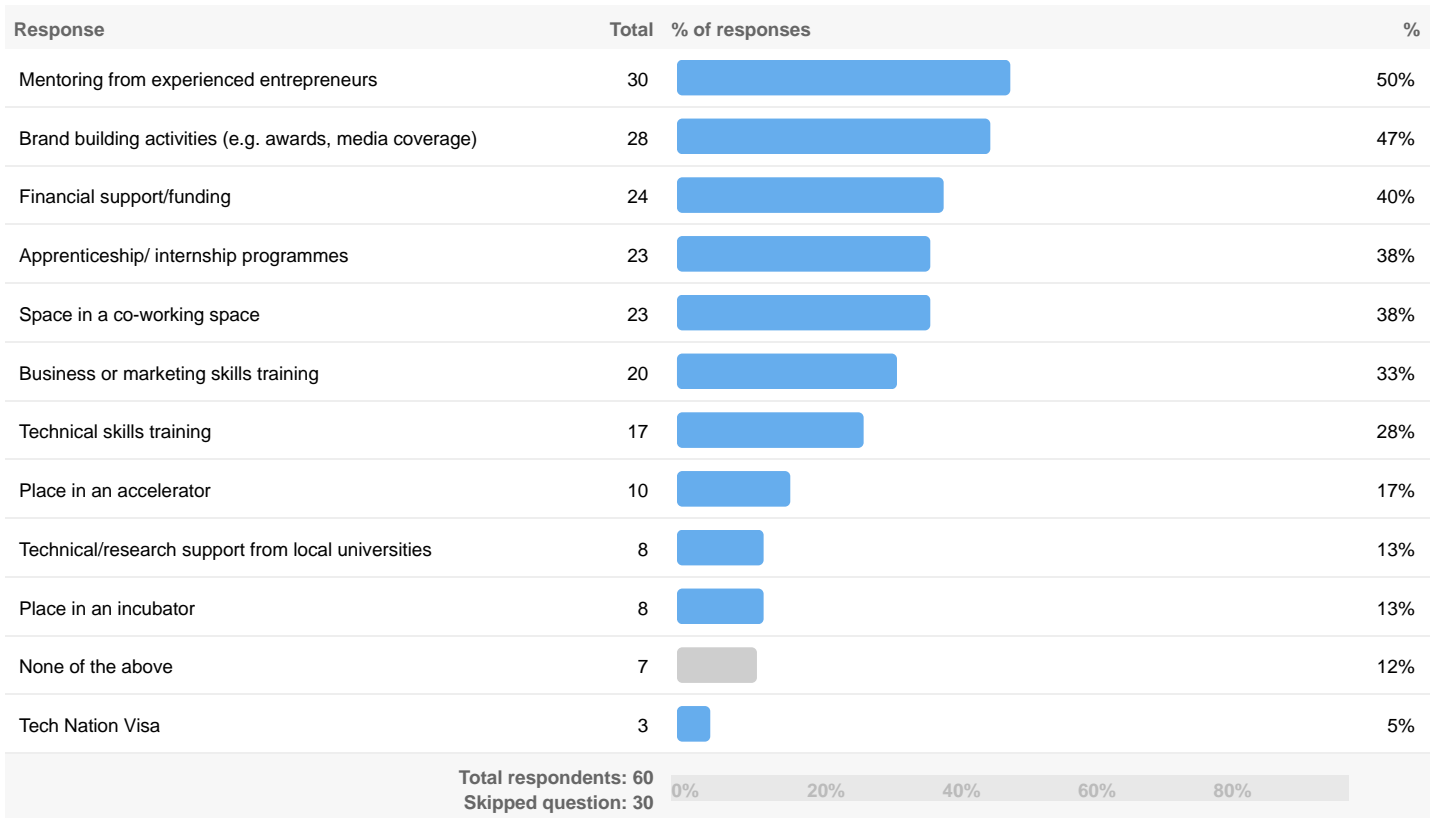
12. How long do staff tend to stay with your company?



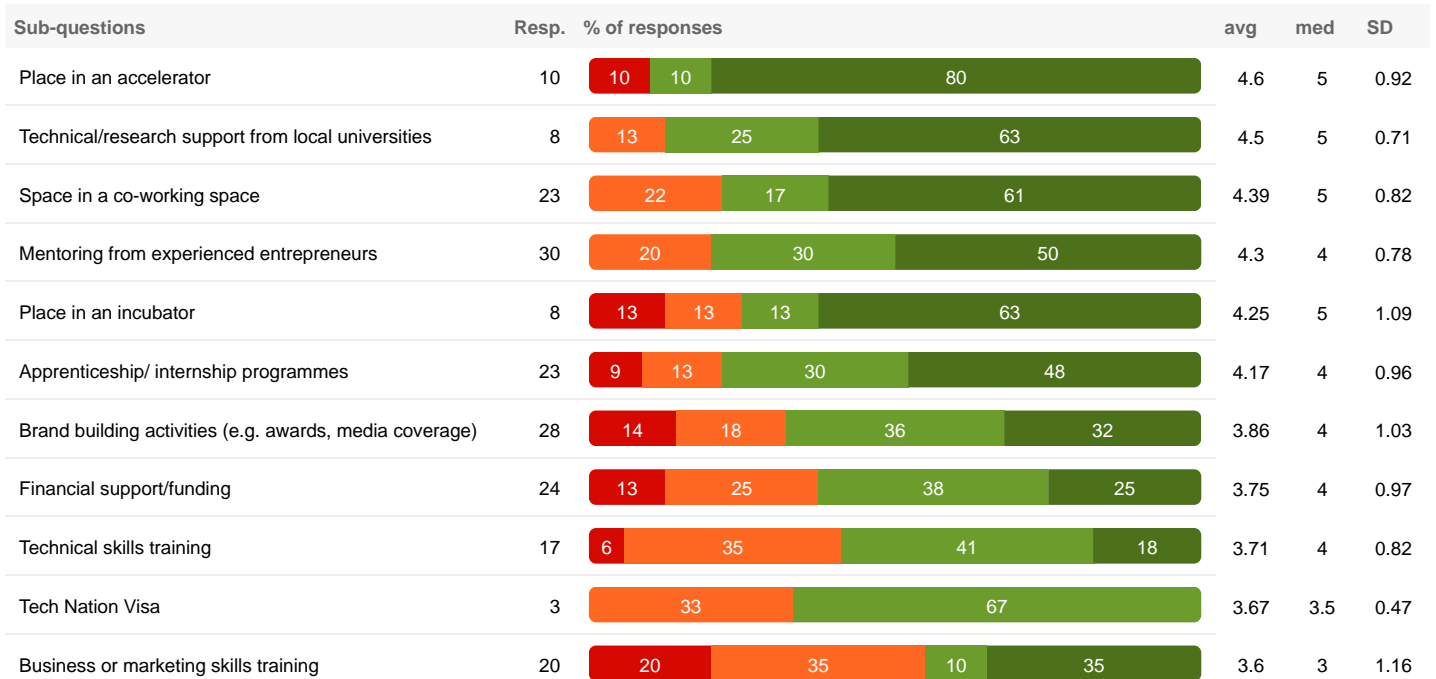
13. How would you rate your local area on the following?



14. Has your company ever taken advantage of any of the following support locally?



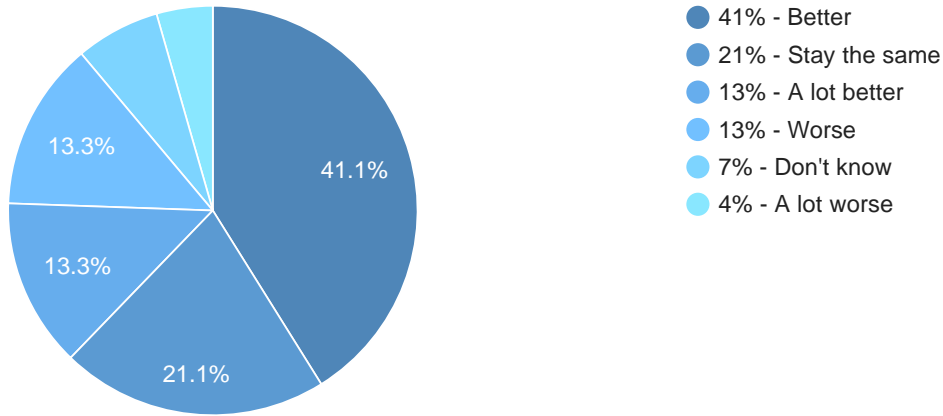
15. How useful have you found the following local support?



Average: 4.05 — Median: 4 — Standard Deviation: 0.96

- 1. Very bad
- 2.
- 3.
- 4.
- 5. Very good

16. Over the next twelve months do you think the business environment for UK tech businesses will get better, get worse, or stay the same?



n=90

17. As a result of Brexit, to what extent do you agree or disagree with the following?

Sub-questions	Resp.	% of responses					avg	med	SD
We expect to grow our operations in the UK	60	7	12	35	27	20	3.42	3	1.13
We will find it harder to attract talent	60	18	12	18	33	18	3.22	4	1.37
We will find it hard to retain talent	60	25	15	30	25	5	2.7	3	1.23
We are likely to move at least some of our operations out of the UK	60	43	22	8	17	10	2.28	2	1.42
We anticipate improved access to new markets	60	32	25	32	7	5	2.28	2	1.13
We anticipate improved access to non-EU talent (India, US ...)	60	32	35	23	7	3	2.15	2	1.05

Average: 2.68 — Median: 3 — Standard Deviation: 1.32

- 1. Disagree strongly
- 2.
- 3.
- 4.
- 5. Agree strongly

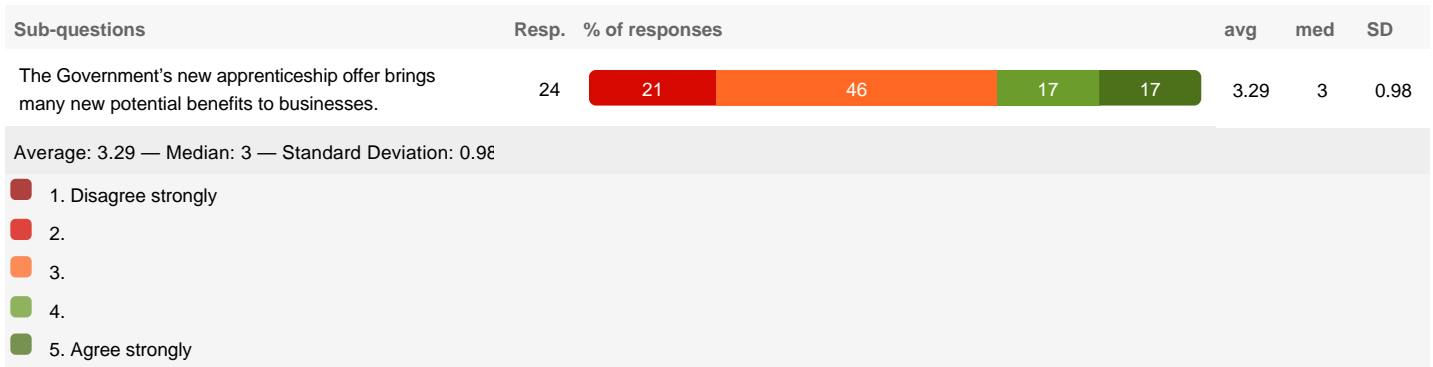
18. To what extent do you agree or disagree with the following statements?

Sub-questions	Resp.	% of responses					avg	med	SD
Apprenticeships are an effective way for tech businesses to find new, tailor-made talent	31	3	26	29	42		4.1	4	0.89
I'm familiar with the changes being made by Government to the apprenticeship offer.	31	16	26	29	10	19	2.9	3	1.33

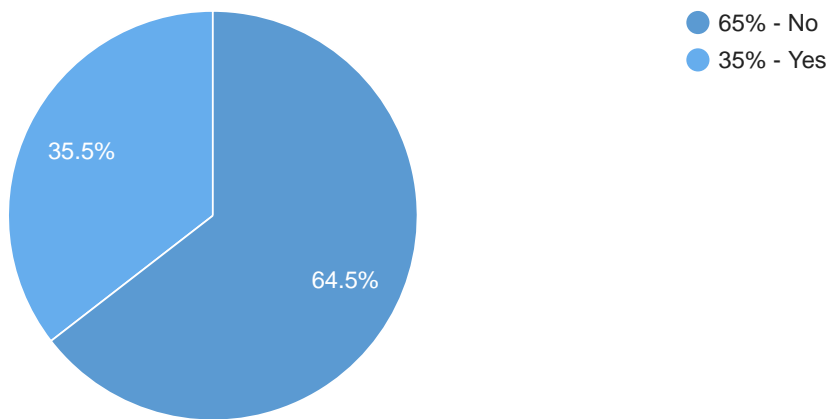
Average: 3.50 — Median: 3 — Standard Deviation: 1.28

- 1. Disagree strongly
- 2.
- 3.
- 4.
- 5. Agree strongly

19. To what extent do you agree or disagree with the following statements?



20. Does your organisation currently offer apprenticeships?



n=31

21. We appreciate you helping us with this survey. If you would like to receive the Tech Nation 2017 Report, please enter your email address below before submitting your survey, otherwise type 'REF'.

