

Tech Nation 2017

Status:	Closed
Start date:	2016-11-16
End date:	2016-12-06
Live:	21 days
Questions:	22
Partial completes:	1 (5.6%)
Screened out:	0 (0%)
Reached end:	17 (94.4%)
Total responded:	18

Filter

Responded

2. Worcester & Malvern

Remaining respondents: 18 (100%)



Welcome to Tech Nation 2017!

Tech Nation is the most comprehensive guide to the UK's digital tech ecosystem.





We know that ecosystems are driven by people like you and you are what make companies and communities thrive. This is why we want to hear directly from you. Specifically about your ecosystem; what's great, what's not so great, how could it be improved?

Whether you're part of a tech company or the local ecosystem (eg. accelerator, co-working space, university), we'd love to represent your views in Tech Nation 2017!


- One survey
- 10-20 questions (depending on your answers)
- 7 minutes (we've tested it)

[Click here to start and be part of Tech Nation.](#)

1. What is your role in the tech community?

Response	Total	% of responses	%
Founder/CEO of a tech business	9		50%
Other, please specify	4		22%
Work in a tech business	4		22%
Startup incubator or accelerator	1		6%
Service provider (Consulting, Accounting, Legal, etc.)	0		0%
Investor	0		0%
Co-working space	0		0%
Academic/educator	0		0%

Total respondents: 18
Skipped question: 0




2. Where is your company/organisation headquartered?

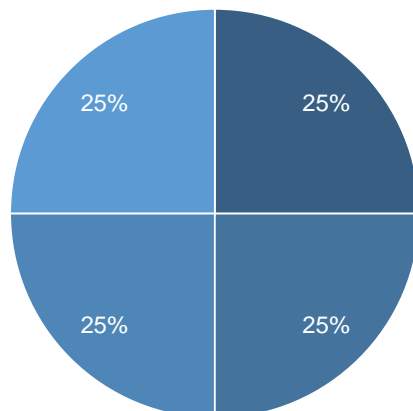
Response	Total	% of responses	%
Worcester & Malvern	18		100%
Nottingham	0		0%
Wakefield	0		0%
South Gloucestershire	0		0%
Birmingham	0		0%
Middlesbrough	0		0%
Bolton	0		0%
Redruth	0		0%
Bournemouth & Poole	0		0%
Stoke-on-Trent	0		0%
Bradford	0		0%
Colchester	0		0%
Brighton	0		0%
Warrington	0		0%
Bristol & Bath	0		0%
Plymouth	0		0%
Camborne	0		0%
Sefton	0		0%
Cambridge	0		0%
Southampton	0		0%
Cardiff	0		0%
Swansea	0		0%
Coventry	0		0%
Belfast	0		0%
Wirral	0		0%
Derby	0		0%
Lincoln	0		0%
Doncaster	0		0%
Oldham	0		0%
Dudley	0		0%
Other, please specify	0		0%
Dundee	0		0%
Oxford	0		0%
East Riding	0		0%
Reading & Bracknell	0		0%
Edinburgh	0		0%
Rotherham	0		0%
Exeter & Newton Abbot	0		0%
Sheffield	0		0%
Fife	0		0%

South Lanarkshire	0	0%
Glasgow	0	0%
Stockport	0	0%
Hull	0	0%
Sunderland	0	0%
Ipswich	0	0%
Truro	0	0%
Kingston-upon-Hull	0	0%
Wigan	0	0%
Kirklees	0	0%
Wolverhampton	0	0%
Leeds	0	0%
Barnsley	0	0%
Leicester	0	0%
Derry	0	0%
Liverpool	0	0%
Loughborough	0	0%
London	0	0%
Newport	0	0%
Manchester	0	0%
Peterborough	0	0%
Durham	0	0%
York	0	0%
Newcastle-upon-Tyne	0	0%
Aberdeen	0	0%
Norwich	0	0%

Total respondents: 18
Skipped question: 0



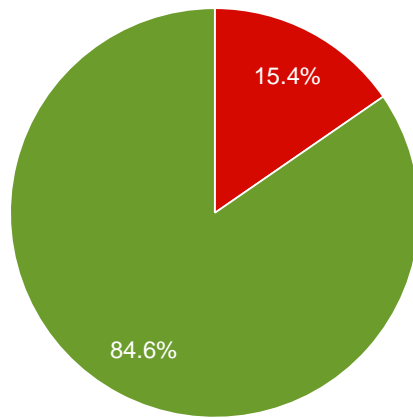
3. What is your current role?



- 25% - General management
- 25% - Product
- 25% - Sales
- 25% - Other, please specify

n=4

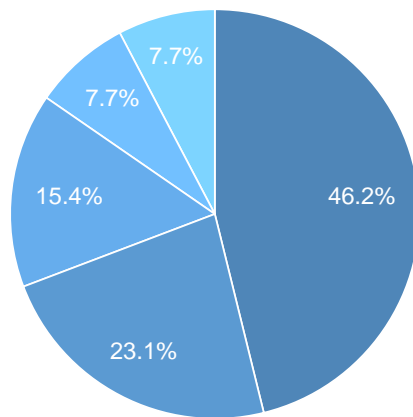
4. When was your company founded?



- 15% - 2 – 4 years ago
- 85% - Five or more years ago

n=13

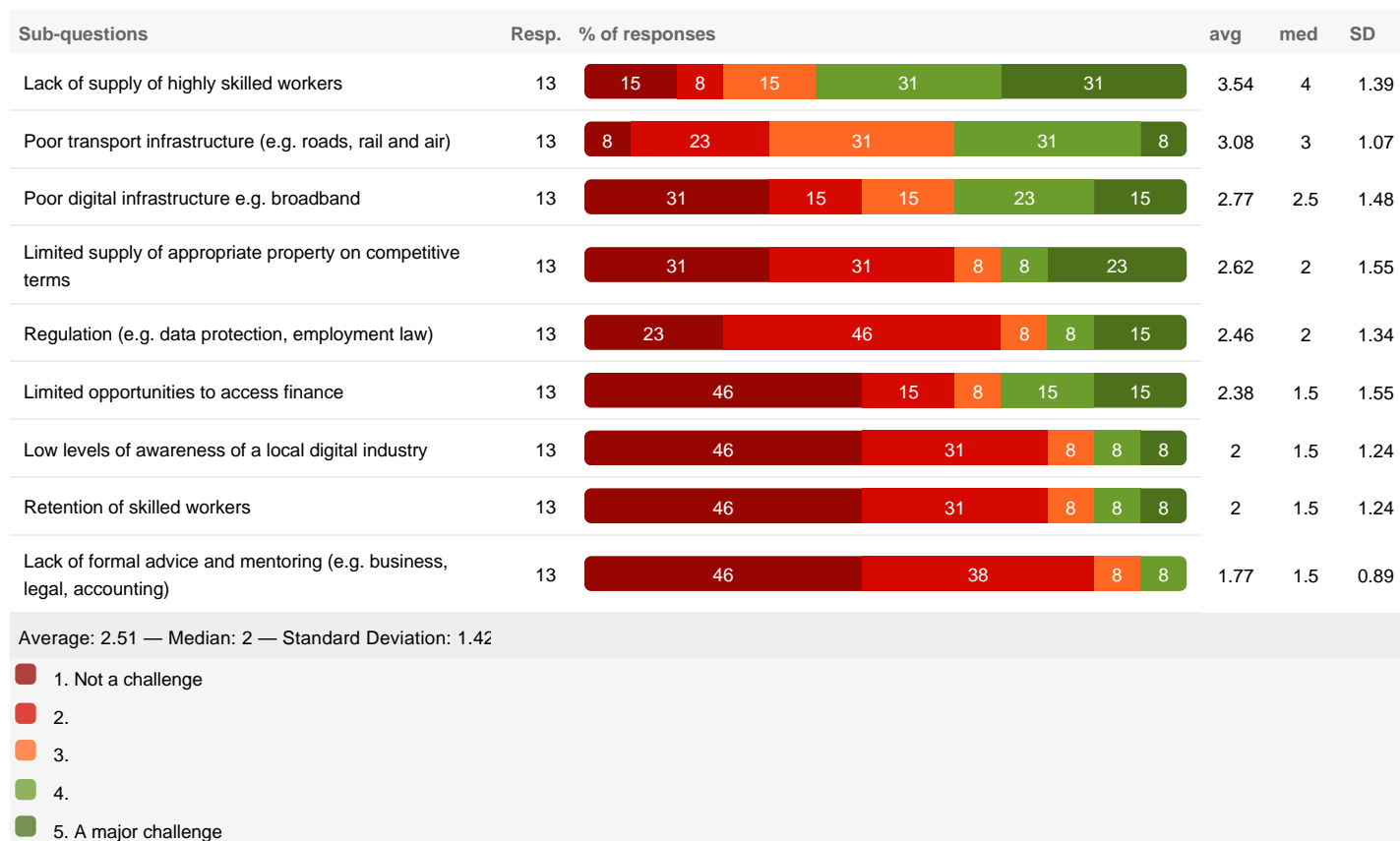
5. How many employees does your company have?



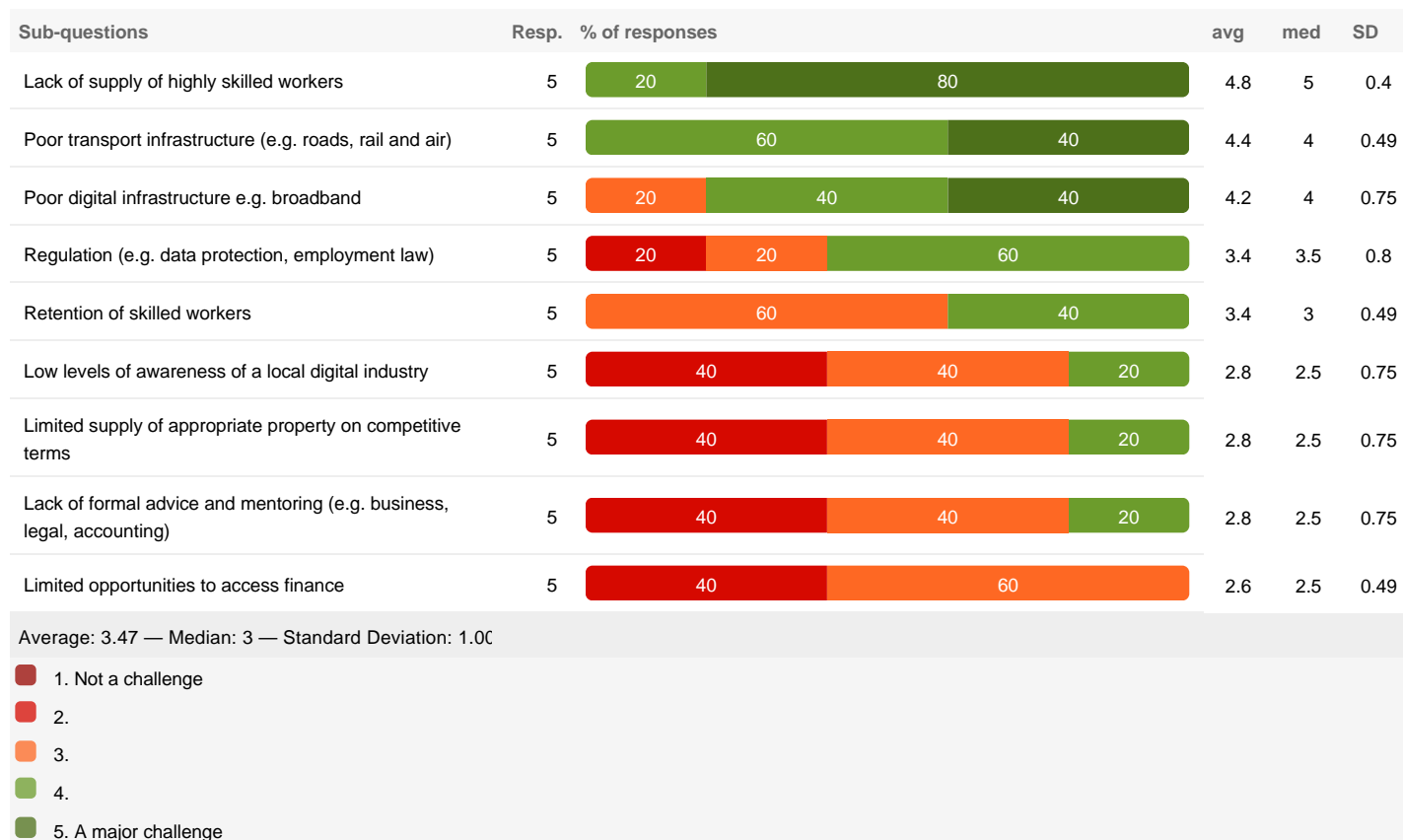
- 46% - 1 - 10
- 23% - 51 - 100
- 15% - 21 - 50
- 8% - 11 - 20
- 8% - Over 100

n=13

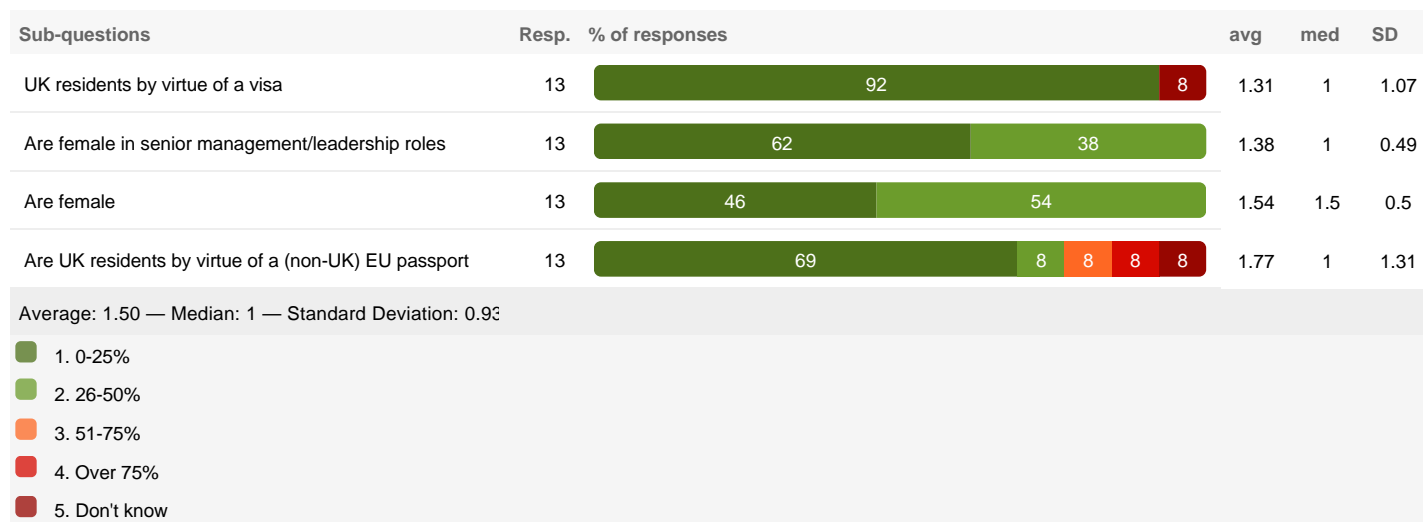
6. How much of a challenge are the following to your company?



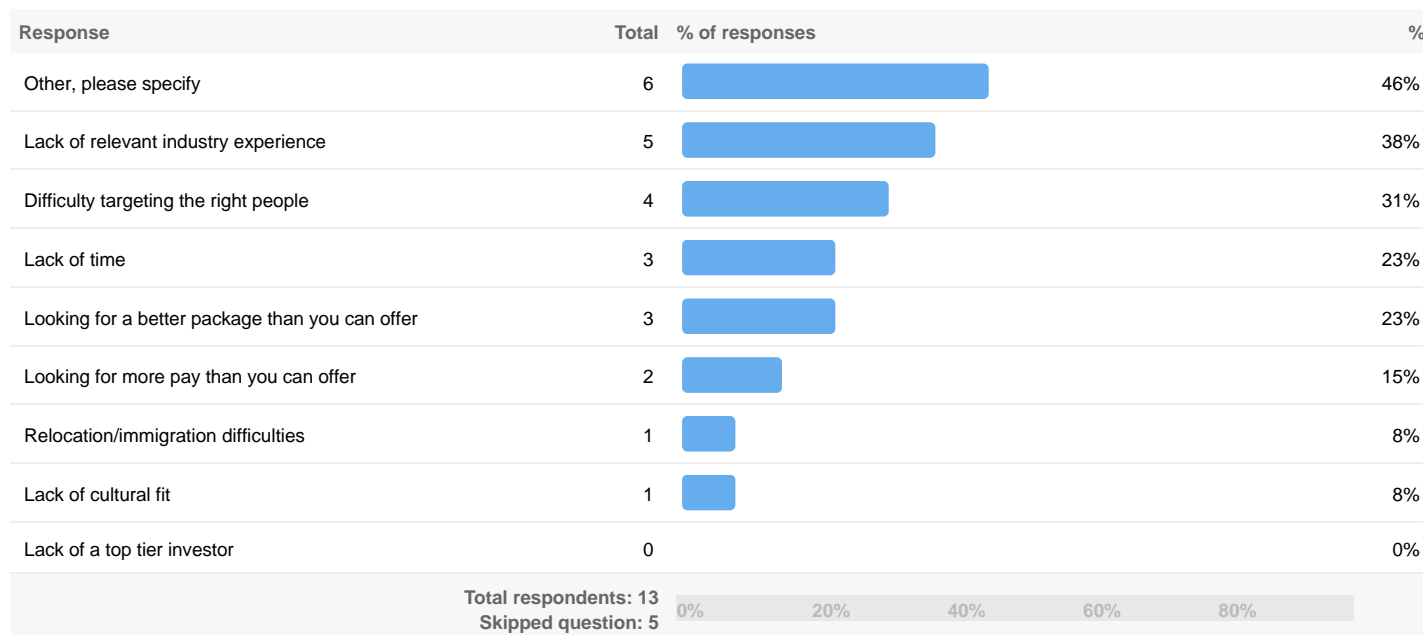
7. To what extent are the following challenges for tech companies in your area?



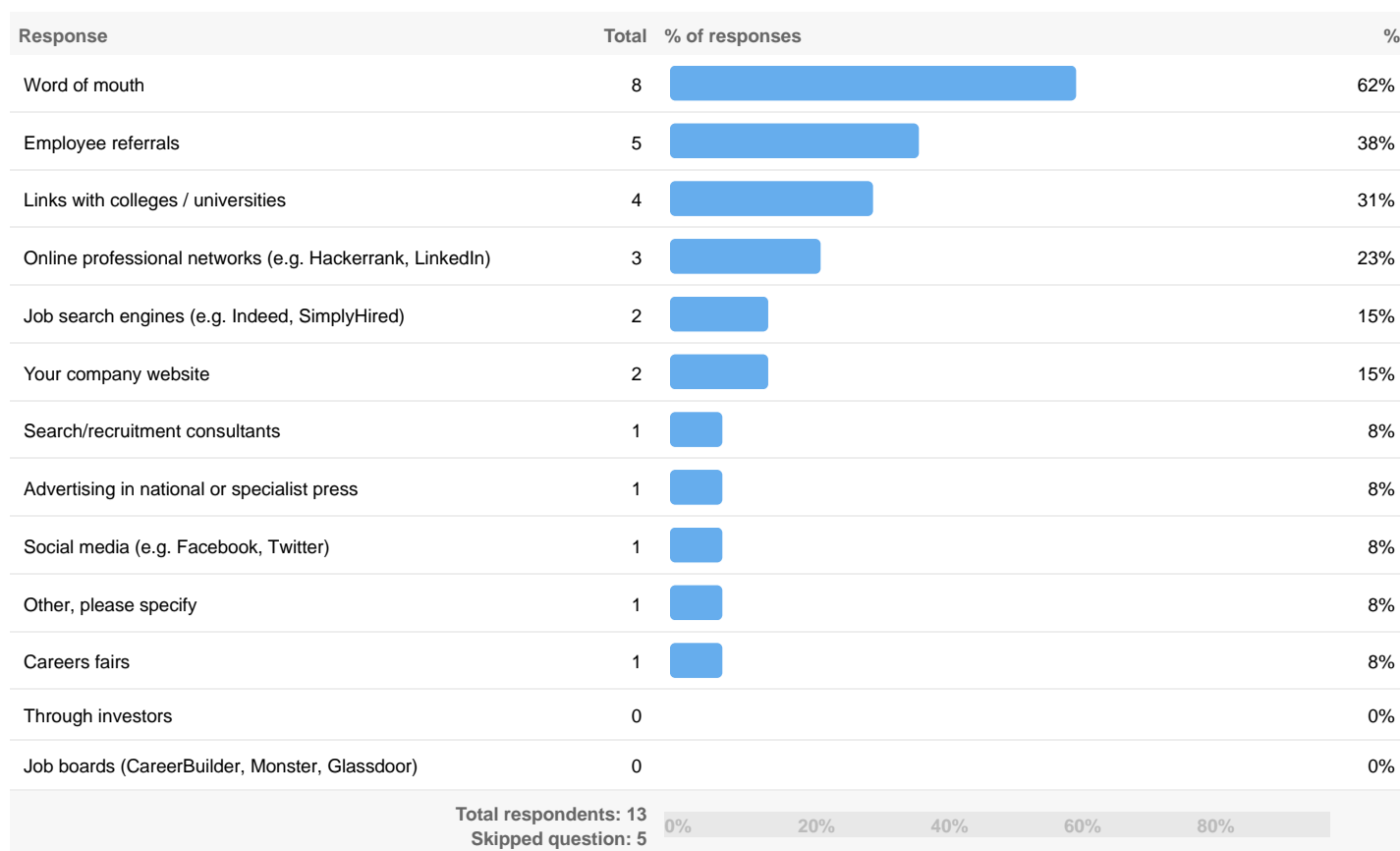
8. Approximately what percentage of the employees in your company



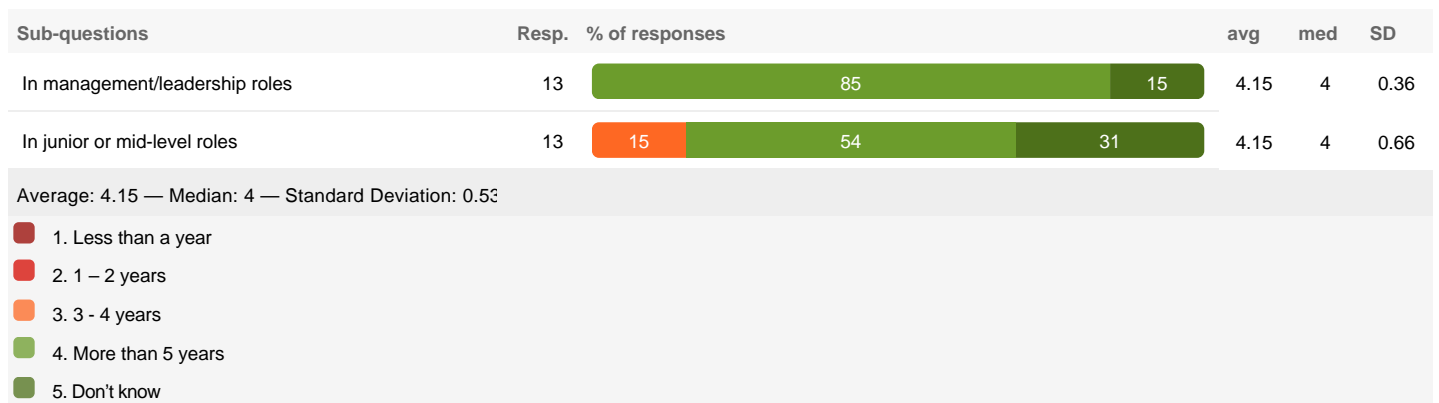
9. When recruiting talent what are the primary challenges you face?



10. Which are the most effective methods for attracting talent to your organisation?



12. How long do staff tend to stay with your company?



13. How would you rate your local area on the following?

Sub-questions	Resp.	% of responses					avg	med	SD		
Overall quality of life	18	6	17	78			4.67	5	0.75		
Tech sector growth potential	18	44		39		17	3.72	4	0.73		
Cost of living	18	11	44		39		6	3.39	3	0.76	
Strength of the digital economy	18	22	39		39			3.17	3	0.76	
Talent supply	18	22	33		33		6	6	2.39	2	1.06
Transport infrastructure (e.g. public transportation, traffic congestion)	18	17	44		28		11	2.33	2	0.88	


Average: 3.28 — Median: 3 — Standard Deviation: 1.15

- 1. Very poor
- 2.
- 3.
- 4.
- 5. Very good

14. Has your company ever taken advantage of any of the following support locally?

Response	Total	% of responses	%
Apprenticeship/ internship programmes	5	<div style="width: 38%;"></div>	38%
None of the above	4	<div style="width: 31%;"></div>	31%
Technical skills training	3	<div style="width: 23%;"></div>	23%
Financial support/funding	2	<div style="width: 15%;"></div>	15%
Space in a co-working space	2	<div style="width: 15%;"></div>	15%
Business or marketing skills training	2	<div style="width: 15%;"></div>	15%
Brand building activities (e.g. awards, media coverage)	1	<div style="width: 8%;"></div>	8%
Mentoring from experienced entrepreneurs	1	<div style="width: 8%;"></div>	8%
Technical/research support from local universities	1	<div style="width: 8%;"></div>	8%
Place in an incubator	1	<div style="width: 8%;"></div>	8%
Place in an accelerator	0		0%
Tech Nation Visa	0		0%

Total respondents: 13
Skipped question: 5



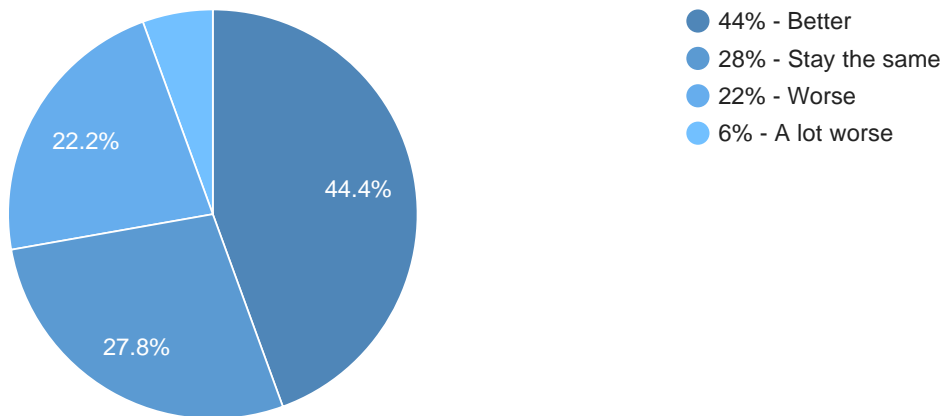
15. How useful have you found the following local support?

Sub-questions	Resp.	% of responses	avg	med	SD
Place in an incubator	1	100	5	3	0
Space in a co-working space	2	50	4	3	1
Technical/research support from local universities	1	100	4	2.5	0
Mentoring from experienced entrepreneurs	1	100	4	2.5	0
Apprenticeship/ internship programmes	5	40	3.8	3.5	0.75
Technical skills training	3	33	3.67	3.5	0.47
Brand building activities (e.g. awards, media coverage)	1	100	3	2	0
Financial support/funding	2	50	2.5	2	0.5
Business or marketing skills training	2	50	2.5	2	0.5
Place in an accelerator	0		0	0	0
Tech Nation Visa	0		0	0	0

Average: 3.56 — Median: 3 — Standard Deviation: 0.90







- 1. Very bad
- 2.
- 3.
- 4.
- 5. Very good

16. Over the next twelve months do you think the business environment for UK tech businesses will get better, get worse, or stay the same?



n=18



17. As a result of Brexit, to what extent do you agree or disagree with the following?

Sub-questions	Resp.	% of responses	avg	med	SD
We expect to grow our operations in the UK	13		3.38	3	1.15
We will find it harder to attract talent	13		2.69	2.5	1.49
We anticipate improved access to new markets	13		2.38	2	0.84
We anticipate improved access to non-EU talent (India, US ...)	13		2.38	2	1.21
We will find it hard to retain talent	13		2.15	1.5	1.41
We are likely to move at least some of our operations out of the UK	13		1.62	1	1.44

Average: 2.44 — Median: 2 — Standard Deviation: 1.38

-  1. Disagree strongly
-  2.
-  3.
-  4.
-  5. Agree strongly

18. To what extent do you agree or disagree with the following statements?

Sub-questions	Resp.	% of responses	avg	med	SD
Apprenticeships are an effective way for tech businesses to find new, tailor-made talent	14		4.14	4	0.99
I'm familiar with the changes being made by Government to the apprenticeship offer.	14		3.14	3	1.46

Average: 3.64 — Median: 4 — Standard Deviation: 1.34

-  1. Disagree strongly
-  2.
-  3.
-  4.
-  5. Agree strongly

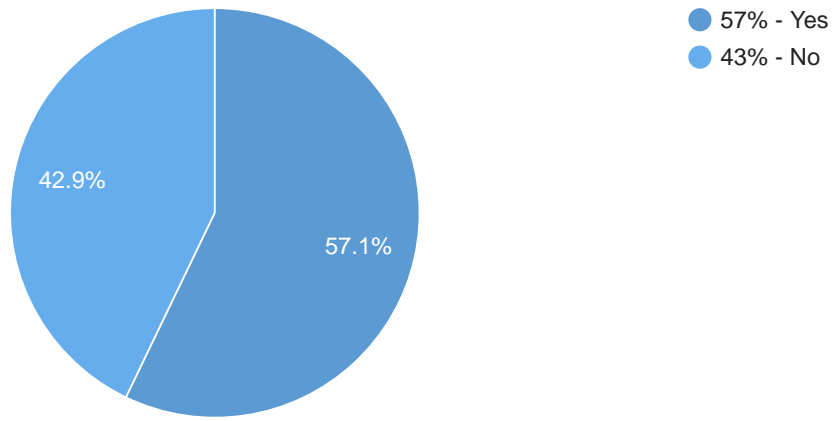
19. To what extent do you agree or disagree with the following statements?

Sub-questions	Resp.	% of responses	avg	med	SD
The Government's new apprenticeship offer brings many new potential benefits to businesses.	10		3.6	3	1.02

Average: 3.60 — Median: 3 — Standard Deviation: 1.02

-  1. Disagree strongly
-  2.
-  3.
-  4.
-  5. Agree strongly

20. Does your organisation currently offer apprenticeships?



n=14

